



Search for team:

Search athlete last name:

OR

Tournament Date:

June 21, 2016 - Class 8A

Report:

Leaderboard - Overall

FINAL RESULTS

LEADERBOARD - OVERALL

Standings below indicate current ranking until "FINAL RESULTS" are posted.

High Gun - Novice - Male

Athlete Last Name	Athlete First Name	Team Name	Total Score	Rank	Reverse Run*
Swenson	Devin	Hastings High School	67	1	
Donabauer	Blake	Albany High School	64	2	1
Neuenschwander	Sam	Lakeville North High School	64	3	0

High Gun - Novice - Female

Athlete Last Name	Athlete First Name	Team Name	Total Score	Rank	Reverse Run*
Larson	Courtney	Farmington High School	66	1	
Wentzlaff	Claire	Burnsville High School	63	2	
McDonald	Erika	Hastings High School	61	3	5

High Gun - Jr. Varsity - Male

Athlete Last Name	Athlete First Name	Team Name	Total Score	Rank	Reverse Run*
Wolf	Dustin	Prior Lake High School	96	1	
Zimmel	Blake	Lakeville North High School	94	2	
Klehr	Mason	Shakopee High School	92	3	

High Gun - Jr. Varsity - Female

Athlete Last Name	Athlete First Name	Team Name	Total Score	Rank	Reverse Run*
Mathews	Shelby	Northfield High School	87	1	3
Vangelderan	Brooke	Fairmont High School	87	2	2
Smith	Olivia	Prior Lake High School	86	3	

High Gun - Varsity - Male

Athlete Last Name	Athlete First Name	Team Name	Total Score	Rank	Reverse Run*
Dietz	Ben	New Prague High School	100	1	
Roedel	Vincent	Forest Lake High School	99	2	91
Precht	Parker	New Prague High School	99	3	66

High Gun - Varsity - Female

Athlete Last Name	Athlete First Name	Team Name	Total Score	Rank	Reverse Run*
Guentzel	Madison	Eastview High School	98	1	
Roers	Kallista	Alexandria High School	96	2	
Knutson	Catherine	Burnsville High School	94	3	22

High Gun - OVERALL

Athlete Last Name	Athlete First Name	Team Name	Total Score	Rank	Reverse Run*
Dietz	Ben	New Prague High School	100	1	
Roedel	Vincent	Forest Lake High School	99	2	91
Precht	Parker	New Prague High School	99	3	66

TEAM TOTAL WINNERS

Team Totals - Novice

Team Name	Team Total	Rank	High Gun
Lakeville North High School	312	1	
Hastings High School	307	2	
Albany High School	301	3	

Team Totals - Jr. Varsity

Team Name	Team Total	Rank	High Gun
Lakeville North High School	448	1	

Prior Lake High School	439	2	
Northfield High School	437	3	

Team Totals - Varsity

Team Name	Team Total	Rank	High Gun
New Prague High School	491	1	
Prior Lake High School	481	2	98
Lakeville South High School	481	3	97

Team Totals - Overall

Team Name	Team Total	Rank	High Gun
New Prague High School	491	1	
Prior Lake High School	482	2	

■ Indicates teams qualifying for the State Tournament.

Thank You to our Sponsors



**MARK
ZAUHAR**

SCHEELS



Minnesota Youth
Shooting Foundation





Search for team:

Search athlete last name:

OR

Tournament Date:

Report:











June 21, 2016 - Class 8A

Tournament Scoring Summary
























FINAL RESULTS

Tournament Scoring Summary
























Team: Albany High School

Athlete	Class	Gender	Rank*	Session 1 Score				Session 2 Score				Total	
				Rnd 1	Rnd 2	Sub-Total	Rev Run	Rnd 1	Rnd 2	Sub-Total	Rev Run	Total Score	Rev Run**
 Caleb Albritton	JV	M	T84	21	22	43	11	19	20	39	1	82	1
 Harley Albritton	N	F	T26	13	16	29	2	17	0	17	1	46	1
 Kody Ashfeld	JV	M	T4	20	24	44	14	24	23	47	2	91	2
 Tanner Blenker	N	M	T33	15	16	31	6	21	0	21	3	52	3
 Kyle Bloch	JV	M	T119	16	21	37	8	22	20	42	8	79	8
 Makayla Bloch	N	F	68	3	1	4	0	4	0	4	0	8	0
 Faith Borgerding	N	F	45	11	12	23	4	15	0	15	1	38	1
 Bryce Bromenschenkel	N	M	T38	15	16	31	8	20	0	20	5	51	5
 Scott Bunger	V	M	T129	21	24	45	1	22	22	44	6	89	6
 Hunter Butkowski	N	M	T33	17	19	36	2	16	0	16	0	52	0
Stacia Cherne	N	F	65	9	6	15	0	1	0	1	0	16	0
























USA Clay Target League Scoring System










														
 Aaron Christen	JV	M	T64	20	22	42	0	21	20	41	4	83	4	
 Abby Christen	N	F	T46	11	11	22	2	15	0	15	1	37	1	
 Bethany Christen	JV	F	T46	12	15	27	0	17	18	35	1	62	1	
 Kc Corte	N	F	64	9	4	13	0	4	0	4	0	17	0	
 Evan Deters	N	M	T86	12	13	25	2	18	0	18	1	43	1	
 Jared Dobmeier	N	M	T105	12	10	22	0	12	0	12	1	34	1	
 Blake Donabauer	N	M	2	20	23	43	0	21	0	21	1	64	1	
 Becca Eiyneck	N	F	63	8	8	16	0	5	0	5	0	21	0	
 Ben Felling	N	M	T81	15	14	29	1	15	0	15	3	44	3	
 Darren Felling	JV	M	T96	19	20	39	1	24	18	42	5	81	5	
 Hannah Finkelson	N	F	T66	3	3	6	0	4	0	4	0	10	0	
 Cole Finken	JV	M	T32	23	22	45	3	19	22	41	4	86	4	
 Tanner Gertken	N	M	T51	19	17	36	0	14	0	14	1	50	1	
 Blaine Goebel	V	M	T254	23	20	43	13	21	18	39	0	82	0	
 Jacob Gourde	N	M										0		
 Cole Hause	N	M	T98	13	11	24	2	15	0	15	3	39	3	
 Taylor Hause	JV	M	T136	22	18	40	3	19	19	38	0	78	0	
 Kally Herdering	N	F	T18	17	16	33	0	17	0	17	6	50	6	
 Joseph Himsl	JV	M	T119	21	18	39	6	20	20	40	0	79	0	
 Devin Hoffarth	N	M	T19	16	22	38	1	19	0	19	5	57	5	
 Wynter Johnson	N	M	T105	8	15	23	3	11	0	11	2	34	2	
 Ethan Kierzek	N	M	T73	17	16	33	4	13	0	13	3	46	3	

USA Clay Target League Scoring System

 Josh Killmer	JV	M	T40	24	19	43	1	21	21	42	6	85	6
 Thomas Killmer	JV	M	T51	21	21	42	4	19	23	42	14	84	14
 Mitchell Klaphake	N	M										0	
 Zach Klaphake	JV	M	T273	17	15	32	0	17	13	30	0	62	0
 Jack Klasen	N	M	T26	17	16	33	6	21	0	21	10	54	10
 Zach Klasen	N	M	T51	15	16	31	0	19	0	19	2	50	2
 Jake Koltos	JV	M	T8	23	22	45	9	23	22	45	6	90	6
 Avery Kompelien	N	M	T19	20	19	39	6	18	0	18	1	57	1
 Alex Majchrzak	N	M	T30	22	15	37	0	16	0	16	1	53	1
 Ben McLachlan	JV	M	T84	21	18	39	1	23	20	43	1	82	1
 Paige Mead	N	F	T34	12	17	29	6	14	0	14	3	43	3
 Austin Melton	JV	M	T96	18	19	37	5	21	23	44	10	81	10
 Brianna Melton	N	F	T66	5	5	10	0	0	0	0	0	10	0
 Carter Melton	N	M	T38	15	20	35	5	16	0	16	0	51	0
 Jake Meredith	N	M	T38	13	22	35	16	16	0	16	0	51	0
 Owen Meyer	JV	M	T64	22	21	43	5	19	21	40	0	83	0
 Paige Meyer	N	F	T38	11	16	27	2	15	0	15	0	42	0
 Luke Pachan	N	M	T92	11	17	28	0	13	0	13	1	41	1
 Gavin Petermeier	N	M	T19	20	15	35	0	22	0	22	3	57	3
 Emily Pratt	N	F	T55	15	9	24	0	6	0	6	0	30	0
 Kyle Pratt	N	M	T61	19	16	35	5	14	0	14	4	49	4
 Katelyn Rakotz	N	F	T60	6	5	11	0	12	0	12	0	23	0
 Devin Rausch	N	M	T121	5	5	10	0	13	0	13	0	23	0

USA Clay Target League Scoring System

 Cole Ritter	JV	M	T194	19	17	36	1	18	20	38	1	74	1
 Devin Ritter	N	M	T38	20	17	37	0	14	0	14	3	51	3
 Tyler Roehrl	N	M	T86	16	16	32	1	11	0	11	0	43	0
 Brady Roering	N	M	T38	16	18	34	2	17	0	17	1	51	1
 Abigail Sand	N	F	T34	13	15	28	4	15	0	15	1	43	1
 Austin Schmitz	JV	M	T51	20	20	40	1	21	23	44	4	84	4
 Allison Schwab	N	F	T43	13	13	26	0	13	0	13	1	39	1
 Kyle Schwinghamer	N	M	T61	16	11	27	0	22	0	22	0	49	0
 Josh Siegle	JV	M	T245	21	16	37	2	14	17	31	2	68	2
 Jacob Smith	N	M	T51	15	18	33	2	17	0	17	0	50	0
 Luke Sonnenburg	JV	F	T33	18	17	35	1	17	18	35	0	70	0
 Austin Tamm	JV	M	T169	21	16	37	1	19	20	39	1	76	1
 Nathan Tamm	N	M	T17	21	18	39	6	19	0	19	3	58	3
 Mitchell Thelen	N	M	T77	8	16	24	1	21	0	21	3	45	3
 Gage Thesing	N	M	T101	10	15	25	2	13	0	13	0	38	0
 Tyler Tougas	N	M	T38	14	20	34	3	17	0	17	1	51	1
 Devon Uphoff	N	M	T24	17	20	37	1	18	0	18	0	55	0
 Travis Vander Weyst	JV	M	T152	21	22	43	6	17	17	34	2	77	2
 Eric Vanheel	JV	M	T51	21	23	44	10	20	20	40	5	84	5
 Adam Vanoverbeke	V	M	T165	24	22	46	17	23	18	41	2	87	2
 Mackenzie Wambach	N	F	T34	17	15	32	1	11	0	11	1	43	1
 Austin Weber	N	M	T92	15	9	24	1	17	0	17	3	41	3
 Brayton Weber	N	M	117	10	11	21	0	6	0	6	0	27	0

 Derek Welle	N	M	T4	18	22	40	11	23	0	23	16	63	16
 Nathaniel Wielenberg	N	M	118	8	7	15	0	10	0	10	3	25	3
 Zach Wieling	JV	M	T234	22	18	40	0	13	16	29	0	69	0
 Kyra Wilson	JV	F	T8	20	21	41	5	20	21	41	3	82	3
 Emily Winkels	N	F	T7	16	21	37	1	22	0	22	0	59	0
 Blake Wohletz	N	M	T108	15	8	23	1	10	0	10	0	33	0
 Adam Young	JV	M	T201	15	20	35	6	19	19	38	3	73	3
 Gabe Zierden	JV	M	T64	22	19	41	6	21	21	42	0	83	0
 Zach Zierden	N	M	T126	1	3	4	0	8	0	8	0	12	0
Target Count				86	86	172		85	30	115		287	

Team Totals




	Team Total	Team Rank	Team High Gun Male	Team High Gun Female
Novice	301	3	Blake Donabauer (64)	Emily Winkels (59)
Jr. Varsity	436	4	Kody Ashfeld (91)	Kyra Wilson (82)
Varsity	DNQ	DNQ	Scott Bunger (89)	N/A
Team Qualification	443	16		

* Indicates athlete's ranking among his/her Classification and Gender
























** Indicates longest run of hits in reverse order. Used as a tie-breaker if necessary. Not all reverse runs are recorded.

DNQ indicates that the team did not qualify for the specified classification. A minimum of 5 athletes is required to compete in team competitions.
























Team: Alexandria High School

Athlete	Class	Gender	Rank*	Session 1 Score				Session 2 Score				Total	
				Rnd 1	Rnd 2	Sub-Total	Rev Run	Rnd 1	Rnd 2	Sub-Total	Rev Run	Total Score	Rev Run**
 Ford Allen-Opp	V	M	T101	25	22	47	11	22	21	43	2	90	2
 Ethan Andreasen	JV	M	T201	22	16	38	0	17	18	35	1	73	1
 Derek Berning	V	M	T203	19	23	42	1	20	23	43	1	85	1
























USA Clay Target League Scoring System

 Joe Brezina	V	M	T33	22	23	45	10	24	25	49	38	94	38
 Josh Brezina	N	M	T77	16	12	28	0	17	0	17	0	45	0
 Tyler Burgess	JV	M	T184	18	20	38	5	18	19	37	3	75	3
 Will Burgess	V	M	T254	19	18	37	0	23	22	45	0	82	0
 Ashten Buseman	N	M	T90	16	12	28	0	14	0	14	4	42	4
 Bryce Claassen	V	M	T268	21	21	42	0	19	20	39	0	81	0
 Brandon Dolman	V	M	T221	21	22	43	4	22	19	41	3	84	3
 Benjamin Dronen	JV	M	T119	19	19	38	0	19	22	41	6	79	6
 Dylan Eddy	V	M	T254	22	19	41	8	19	22	41	1	82	1
 Megan Egenes	N	F										0	
 Collin Endres	V	M	T149	23	24	47	11	21	20	41	4	88	4
 Ethan Engelbrecht	JV	M	T96	21	23	44	12	19	18	37	0	81	0
 Hunter Engelbrecht	JV	M	290	14	14	28	1	12	12	24	0	52	0
 Jeremy Floding	V	M	T46	23	25	48	28	20	25	45	30	93	30
 Devin Gease	JV	M	T184	20	20	40	1	15	20	35	0	75	0
 Logan Gefre	N	M	T86	17	12	29	0	14	0	14	1	43	1
 Gavin Greengo	V	M	T237	15	23	38	1	21	24	45	0	83	0
 Lexi Guenther	JV	F	T29	19	17	36	3	16	20	36	8	72	8
 Trystin Hamm	V	M	T311	18	20	38	3	19	18	37	0	75	0
 Will Hergott	V	M	T33	24	23	47	8	24	23	47	0	94	0
 Brendin Houck	JV	M	T261	19	19	38	0	13	14	27	1	65	1
 Drake Hughes	N	M	T98	16	9	25	0	14	0	14	3	39	3
 Parker Jabas	JV	M	T245	19	19	38	0	14	16	30	3	68	3

USA Clay Target League Scoring System

 Lance Jacobson	N	M	T71	16	18	34	3	13	0	13	0	47	0
 Austin Jenc	N	M	T111	10	9	19	1	12	0	12	3	31	3
 Johnny Jesnowski	V	M	T101	22	24	46	5	21	23	44	0	90	0
 Chris Jorud	V	M	T304	17	19	36	0	21	20	41	2	77	2
 Dawson Klimek	JV	M	T201	16	20	36	5	21	16	37	2	73	2
 Jordan Kluver	V	M										0	
 Erik Knight	V	M	T101	22	20	42	2	23	25	48	33	90	33
 Jeremy Knight	V	M	T7	25	25	50	50	24	23	47	6	97	6
 Christopher Krueger	V	M	342	15	20	35	5	19	12	31	0	66	0
 Cody Kutz	V	M	T328	17	19	36	4	20	14	34	2	70	2
 Spencer Lamb	V	M	T339	20	21	41	3	10	17	27	1	68	1
 Nick Langner	N	M	T98	10	14	24	1	15	0	15	2	39	2
 Justin Larson	V	M	T46	23	21	44	4	25	24	49	1	93	1
 Connor Lay	V	M	T129	20	23	43	8	22	24	46	13	89	13
 Logan Leimkuhl	JV	M	T119	23	17	40	4	21	18	39	0	79	0
 Connor Lerfald	V	M	T322	19	19	38	0	18	16	34	3	72	3
 Garrett Maras	JV	M	T269	15	20	35	10	14	14	28	0	63	0
 Hannah Mayer	JV	F	45	20	17	37	1	15	12	27	0	64	0
 Carson Miller	JV	M	T152	21	21	42	2	18	17	35	0	77	0
 Riley Nieland	V	M	T254	22	21	43	4	18	21	39	7	82	7
 Eric Noetzelman	V	M	T33	24	23	47	5	23	24	47	12	94	12
 Adam Oehlenschlager	V	M	T12	24	24	48	1	23	25	48	29	96	29
 Alex Olson	V	M	T311	18	23	41	5	17	17	34	8	75	8

USA Clay Target League Scoring System

 Nick Olson	JV	M	T169	18	20	38	6	22	16	38	0	76	0
 Christina Palmer	V	F										0	
 Francesca Palmer	V	F	16	20	21	41	0	17	23	40	20	81	20
 Gabrielle Palmer	V	F	T6	22	24	46	4	22	23	45	5	91	5
 Joseph Palmer	JV	M	T114	21	23	44	2	18	18	36	2	80	2
 Sam Pederson	V	M	T33	22	24	46	9	25	23	48	5	94	5
 Aliya Peffer	N	F	T21	18	12	30	0	18	0	18	1	48	1
 Tyler Peffer	V	M	T129	24	24	48	23	20	21	41	7	89	7
 Kenny Pekarek	N	M										0	
 Gavin Pexsa	JV	M	T40	24	21	45	1	19	21	40	2	85	2
 Derek Piepho	JV	M	T14	22	21	43	9	22	23	45	15	88	15
 Amanda Reese	V	F	21	16	17	33	1	22	23	45	1	78	1
 Cole Reisdorf	V	M	T203	19	24	43	19	21	21	42	3	85	3
 Anthony Rodas	V	M										0	
 Devin Roering	V	M	T183	21	23	44	3	22	20	42	2	86	2
 Steven Roering	JV	M	T136	22	19	41	1	17	20	37	9	78	9
 Kallista Roers	V	F	2	24	23	47	9	24	25	49	29	96	29
 Seth Rumohr	JV	M	T234	15	21	36	0	20	13	33	0	69	0
 Dakota Schlangen	V	M	T46	23	22	45	4	24	24	48	22	93	22
 C J Schlosser	V	M	T129	22	23	45	16	23	21	44	2	89	2
 Jon Schneider	V	M	T254	23	22	45	2	18	19	37	2	82	2
 Brock Shriver	JV	M	T275	14	15	29	1	15	15	30	1	59	1
 Brendan Skarpness	JV	M	289	9	19	28	3	12	13	25	0	53	0

 Matthew Skoog	V	M	T68	25	24	49	22	21	22	43	6	92	6
 Jack Steffl	V	M	T299	16	18	34	0	23	21	44	4	78	4
 Hunter Svee	V	M	T322	19	18	37	0	17	18	35	2	72	2
 Maddie Swenson	N	F	T30	15	14	29	4	16	0	16	2	45	2
 Aaron Telander	V	M	T149	24	22	46	5	20	22	42	6	88	6
 Ashton Toft	V	M	T129	21	23	44	7	23	22	45	9	89	9
 Jordon Trenne	V	M	T183	22	22	44	5	19	23	42	17	86	17
 Owen Weisel	V	M	T46	23	24	47	21	24	22	46	3	93	3
 Chase Wieberdink	JV	M	T96	19	20	39	0	20	22	42	8	81	8
 Brock Zastrow	V	M	345	16	14	30	1	13	18	31	2	61	2
 Adam Zimmerman	V	M	T24	23	24	47	16	24	24	48	2	95	2
 Nolan Zumhofe	JV	M	T40	21	20	41	8	24	20	44	0	85	0
Target Count				79	79	158		79	70	149		307	

Team Totals

	Team Total	Team Rank	Team High Gun Male	Team High Gun Female
Novice	228	11	Lance Jacobson (47)	Aliya Peffer (48)
Jr. Varsity	420	14	Derek Piepho (88)	Lexi Guenther (72)
Varsity	478	5	Jeremy Knight (97)	Kallista Roers (96)
Team Qualification	478	5		

* Indicates athlete's ranking among his/her Classification and Gender
























** Indicates longest run of hits in reverse order. Used as a tie-breaker if necessary. Not all reverse runs are recorded.

DNQ indicates that the team did not qualify for the specified classification. A minimum of 5 athletes is required to compete in team competitions.























Team: Burnsville High School

Athlete	Class	Gender	Rank*	Session 1 Score				Session 2 Score				Total		
				Rnd 1	Rnd 2	Sub-Total	Rev Run	Rnd 1	Rnd 2	Sub-Total	Rev Run	Total Score	Rev Run**	

USA Clay Target League Scoring System

 Franky Adams	JV	M	T245	17	17	34	5	19	15	34	0	68	0
 Joey Ansell	JV	M	T169	16	20	36	3	18	22	40	2	76	2
 Mack Bellefeuille	V	M	T183	24	23	47	18	18	21	39	0	86	0
 Carter Blowers	V	M	347	11	11	22	0	16	19	35	1	57	1
 Zachary Callan	N	M	T38	14	19	33	0	18	0	18	1	51	1
 Nathan Czaja	JV	M	T215	20	16	36	1	20	16	36	0	72	0
 Alex Dahl	V	M	T24	23	23	46	3	25	24	49	0	95	0
 Dylan Droege	V	M	T165	22	25	47	37	18	22	40	2	87	2
 Eddie Evers	JV	M	T261	16	15	31	0	16	18	34	0	65	0
 Wes Finch	JV	M	T96	23	22	45	1	21	15	36	5	81	5
 Devyn Fischer	JV	F	T23	20	19	39	5	19	17	36	1	75	1
 Carter Frey	V	M	T277	18	20	38	2	22	20	42	0	80	0
 Matthew Fuerstenberg	N	M	T51	18	18	36	0	14	0	14	1	50	1
 Willy Holmstrom	V	M	T203	20	20	40	3	22	23	45	13	85	13
 Zach Huseby	V	M	T203	22	23	45	18	17	23	40	23	85	23
 Adam Jarnagin	V	M	T291	21	20	41	6	18	20	38	3	79	3
 Andrew Kienzle	N	M	T92	14	13	27	2	14	0	14	3	41	3
 Joshua Klavins	JV	M	T234	23	17	40	1	14	15	29	0	69	0
 Catherine Knutson	V	F	3	24	23	47	0	23	24	47	22	94	22
 Daniel Koll	V	M	T299	16	23	39	10	20	19	39	4	78	4
 Zach Lind	N	M	T101	12	13	25	1	13	0	13	1	38	1
 Zoey Lind	JV	F	50	15	13	28	3	9	21	30	0	58	0
 Bryce Miller	V	M	T86	24	22	46	3	22	23	45	0	91	0

USA Clay Target League Scoring System

 Ian Miner	N	M	T73	19	13	32	0	14	0	14	1	46	1
 Joshua Moe	JV	M	T269	16	16	32	7	12	19	31	1	63	1
 Lydia Morton	N	F	T38	14	16	30	3	12	0	12	0	42	0
 Noah Morton	V	M	T129	22	22	44	8	25	20	45	1	89	1
 Morgan Muelken	JV	F	T42	16	21	37	5	17	12	29	1	66	1
 Dane Nelson	V	M	T304	22	20	42	2	18	17	35	5	77	5
 Jasper Nelson	V	M	T333	17	17	34	0	19	16	35	1	69	1
 Tyler Ofstad	V	M	T183	23	22	45	6	18	23	41	1	86	1
 Haiden Peterson	V	F	20	17	18	35	0	21	23	44		79	
 Hyatt Peterson	V	M	T68	22	23	45	13	24	23	47	9	92	9
 Michael Reinarz	JV	M	T136	17	21	38	2	19	21	40	5	78	5
 Amber Robinson	V	F	26	14	19	33	5	13	19	32	1	65	1
 Douglas Robinson	V	M	T129	22	24	46	19	22	21	43	8	89	8
 Spencer Robinson	JV	M	T228	16	21	37	2	16	17	33	3	70	3
 Zackary Sieben	V	M	T86	24	22	46	2	22	23	45	0	91	0
 Justin Sigerud	JV	M	T136	19	21	40	11	16	22	38	0	78	0
 Anne Smude	N	F										0	
 Jack Smude	V	M	T304	19	19	38	10	18	21	39	10	77	10
 Reed Thoma	V	M	T322	24	21	45	8	12	15	27	4	72	4
 Adam Wentzlaff	JV	M	T40	19	22	41	5	21	23	44	10	85	10
 Claire Wentzlaff	N	F	2	22	18	40	0	23	0	23	9	63	9
 Brock Westermayer	JV	M										0	
Target Count				43	43	86		43	36	79		165	

Team Totals














	Team Total	Team Rank	Team High Gun Male	Team High Gun Female
Novice	252	8	Zachary Callan (51)	Claire Wentzlaff (63)
Jr. Varsity	398	15	Adam Wentzlaff (85)	Devyn Fischer (75)
Varsity	463	10	Alex Dahl (95)	Catherine Knutson (94)
Team Qualification	463	10		

















* Indicates athlete's ranking among his/her Classification and Gender

** Indicates longest run of hits in reverse order. Used as a tie-breaker if necessary. Not all reverse runs are recorded.

DNQ indicates that the team did not qualify for the specified classification. A minimum of 5 athletes is required to compete in team competitions.

Team: Eastview High School

Athlete	Class	Gender	Rank*	Session 1 Score				Session 2 Score				Total	
				Rnd 1	Rnd 2	Sub-Total	Rev Run	Rnd 1	Rnd 2	Sub-Total	Rev Run	Total Score	Rev Run**
 Ellie Anderson	V	F	15	20	19	39	0	21	22	43	2	82	2
 Dustin Bigott	V	M	T149	20	23	43	7	22	23	45	4	88	4
 Matt Bohl	V	M	T24	23	25	48	46	23	24	47	19	95	19
 Elijah Boots	N	M	T77	17	18	35	0	10	0	10	0	45	0
 Josh Breuer	V	M	T46	22	23	45	6	25	23	48	13	93	13
 Christopher Brewer	JV	M	T194	23	19	42	3	17	15	32	0	74	0
 Hannah Brotzel	V	F	T6	22	25	47	29	21	23	44	3	91	3
 Joshua Doolittle	V	M	T86	24	20	44	11	24	23	47	10	91	10
 Luke Doolittle	V	M										0	
 Madison Guentzel	V	F	1	24	25	49	45	24	25	49	34	98	34
 Kira Gunawan	V	F	T11	18	22	40	11	22	22	44	8	84	8
 Jacob Laflex	V	M	T183	22	20	42	0	22	22	44	19	86	19
 Logan LeClair	V	M	T12	25	23	48	21	25	23	48	17	96	17

 Joseph Lindholm	V	M										0	
 Luke Martin	JV	M	T245	14	17	31	0	16	21	37	1	68	1
 Ryan Moran	V	M	T86	24	21	45	2	23	23	46	7	91	7
 Ryan Oliveros	V	M	T203	22	21	43	9	21	21	42	8	85	8
 Tanner Pietrowski	V	M	T183	20	20	40	0	24	22	46	3	86	3
 Jena Plagens	V	F	T9	21	23	44	13	23	21	44	0	88	0
 Zach Pudenz	JV	M	T234	17	15	32	2	20	17	37	0	69	0
 Henry Rott	N	M	T51	19	15	34	1	16	0	16	0	50	0
 Nicole Ruf	V	F	T13	21	20	41	5	21	21	42	4	83	4
 Ryan Schmidt	V	M	T221	23	19	42	0	20	22	42	12	84	12
 John Sholl	V	M	T46	22	25	47	34	23	23	46	13	93	13
 Daniel Steiner	V	M										0	
 Maxwell Stellmach	V	M	T101	23	23	46	6	22	22	44	5	90	5
 William Trojack	JV	M	T136	18	19	37	2	21	20	41	0	78	0
 Brian Zappe	JV	M	T256	14	21	35	2	17	15	32	0	67	0
 Lucas Zynda	N	M	113	8	10	18	0	12	0	12	0	30	0
Target Count				26	26	52		26	23	49		101	

Team Totals

	Team Total	Team Rank	Team High Gun Male	Team High Gun Female
Novice	DNQ	DNQ	Henry Rott (50)	N/A
Jr. Varsity	356	16	William Trojack (78)	N/A
Varsity	475	6	Logan LeClair (96)	Madison Guentzel (98)
Team Qualification	475	6		

* Indicates athlete's ranking among his/her Classification and Gender

** Indicates longest run of hits in reverse order. Used as a tie-breaker if necessary. Not all reverse runs are recorded.

DNQ indicates that the team did not qualify for the specified classification. A minimum of 5 athletes is required to compete in team competitions.

Team: Fairmont High School

Athlete	Class	Gender	Rank*	Session 1 Score				Session 2 Score				Total	
				Rnd 1	Rnd 2	Sub-Total	Rev Run	Rnd 1	Rnd 2	Sub-Total	Rev Run	Total Score	Rev Run**
F Tucker Bahr	JV	M	T40	18	21	39	1	24	22	46	0	85	0
F Eric Becker	JV	M	T228	18	15	33	3	18	19	37	0	70	0
F Dylan Benes	JV	M	T40	21	19	40	0	21	24	45	21	85	21
F Joseph Bleess	JV	M	T228	14	17	31	0	19	20	39	0	70	0
F Jacob Bocock	V	M	T46	22	25	47	30	23	23	46	8	93	8
F Levi Buhmann	V	M	T221	21	21	42	0	21	21	42	7	84	7
F Steven Bulfer	JV	M	T215	17	19	36	0	16	20	36	0	72	0
F Shawn Busche	V	M	T68	22	22	44	0	23	25	48	42	92	42
F Adam Carstensen	V	M	T46	24	25	49	32	21	23	44	1	93	1
F Austin Clabaugh	JV	M	T228	19	16	35	0	15	20	35	4	70	4
F Hayden Clabaugh	N	M	T19	20	20	40	2	17	0	17	0	57	0
F Tyler Fogelson	JV	M	T119	18	18	36	1	21	22	43	2	79	2
F Jedidiah Fowler	V	M	T24	25	25	50	50	21	24	45	15	95	15
F Jackson Francis	JV	M	T64	22	19	41	5	20	22	42	15	83	15
F Nathan Gilis	V	M	T165	23	22	45	3	19	23	42	20	87	20
F Bryan Grotte	V	M	T68	23	23	46	8	21	25	46	28	92	28
F Colby Grotte	V	M	T165	19	22	41	0	24	22	46	6	87	6
F Cameron Hainy	V	M	T68	24	24	48	10	23	21	44	3	92	3
F Kean Hicks	JV	M	T14	23	24	47	11	21	20	41	7	88	7

USA Clay Target League Scoring System

F	Reilly Hoefker	V	M	T101	24	19	43	2	23	24	47	8	90	8
F	Chandler Hogan	JV	M	T40	24	21	45	2	20	20	40	3	85	3
F	Anthony Holland	JV	M	T119	23	19	42	0	18	19	37	3	79	3
F	Andrew Johnson	JV	M	T201	18	19	37	0	21	15	36	2	73	2
F	Jacob Johnson	JV	M	T184	18	15	33	1	21	21	42	8	75	8
F	James Joyner	JV	M	T184	22	19	41	9	18	16	34	7	75	7
F	Dylan Kallemeyn	V	M	T322	19	17	36	1	17	19	36	0	72	0
F	Mason Kotewa	V	M	T333	15	18	33	2	18	18	36	2	69	2
F	Matt Kotewa	V	M	T268	21	21	42	7	21	18	39	0	81	0
F	Carter Leiding	JV	M	T8	24	22	46	11	23	21	44	5	90	5
F	Cole Linse	N	M	T7	23	19	42	0	20	0	20	3	62	3
F	Ethan Lubenow	V	M	T237	20	17	37	4	21	25	46	35	83	35
F	Avery Mahlman	JV	M	T152	20	19	39	1	20	18	38	2	77	2
F	Dustin Meyer	V	M	T237	20	19	39	0	23	21	44	4	83	4
F	Andrew Moeller	JV	M	T169	22	18	40	4	21	15	36	2	76	2
F	Tucker Mosloski	JV	M	T40	21	22	43	5	20	22	42	5	85	5
F	Blake Redepenning	JV	M	T152	19	19	38	2	19	20	39	16	77	16
F	Tanner Rosch	JV	M	T119	20	19	39	0	19	21	40	6	79	6
F	Jack Rosenberg	JV	M	T152	23	22	45	0	14	18	32	2	77	2
F	Camren Saxton	V	M	T221	23	21	44	4	16	24	40	4	84	4
F	Will Schellpeper	V	M	T183	20	23	43	5	23	20	43	1	86	1
F	Justin Schwieger	JV	M	T228	18	18	36	9	18	16	34	4	70	4
F	Nickolas Segar	V	M	T165	22	22	44	4	21	22	43	1	87	1

F Sabrina Segar	JV	M	T283	16	15	31	2	14	12	26	2	57	2
F Max Seifried	N	M	16	18	22	40	11	19	0	19	0	59	0
F Shelby Van Gelderen	JV	F	T8	17	21	38	7	21	23	44	16	82	16
F Dustyn Vandever	V	M	T129	23	22	45	2	23	21	44	3	89	3
F Brooke Vangelderren	JV	F	2	24	22	46	4	19	22	41	2	87	2
F Logan Wedel	JV	M	T275	18	15	33	0	14	12	26	0	59	0
F Noah Wedel	V	M	T311	23	20	43	0	18	14	32	3	75	3
F Ty Wintheiser	V	M	T183	23	19	42	0	22	22	44	4	86	4
F Gracie Ziemer	N	F	T49	12	10	22	2	13	0	13	4	35	4
Target Count				51	51	102		51	47	98		200	

Team Totals

	Team Total	Team Rank	Team High Gun Male	Team High Gun Female
Novice	DNQ	DNQ	Cole Linse (62)	Gracie Ziemer (35)
Jr. Varsity	435	6	Carter Leiding (90)	Brooke Vangelderren (87)
Varsity	465	9	Jedidiah Fowler (95)	N/A
Team Qualification	465	9		

* Indicates athlete's ranking among his/her Classification and Gender

** Indicates longest run of hits in reverse order. Used as a tie-breaker if necessary. Not all reverse runs are recorded.

DNQ indicates that the team did not qualify for the specified classification. A minimum of 5 athletes is required to compete in team competitions.

Team: Farmington High School

Athlete	Class	Gender	Rank*	Session 1 Score				Session 2 Score				Total	
				Rnd 1	Rnd 2	Sub-Total	Rev Run	Rnd 1	Rnd 2	Sub-Total	Rev Run	Total Score	Rev Run**
Connor Amundson	JV	M	T275	16	17	33	1	12	14	26	0	59	0
Brady Bernauer	N	M	T51	20	14	34	1	16	0	16	0	50	0
Shane Bernauer	JV	M	T275	13	12	25	2	19	15	34	0	59	0

USA Clay Target League Scoring System

Hunter Blazevic	N	M	T111	12	14	26	0	5	0	5	1	31	1
Kyle Bratsch	V	M	T46	21	24	45	10	24	24	48	19	93	19
Michael Bratsch	JV	M	T234	16	17	33	5	16	20	36	1	69	1
Shawn Carrigan	N	M	T61	21	12	33	0	16	0	16	2	49	2
Taylor Carstensen	JV	M	T136	20	20	40	8	19	19	38	0	78	0
Colin Ceason	JV	M	T201	18	18	36	2	15	22	37	4	73	4
Austin Dahl	V	M	T237	21	21	42	0	18	23	41	3	83	3
Jacob Dahl	JV	M	T286	13	15	28	1	10	16	26	3	54	3
Jacob Dentinger	V	M	T277	19	22	41	8	17	22	39	2	80	2
Lucas Dentinger	JV	M	T261	13	15	28	0	16	21	37	11	65	11
Thomas Drill	JV	M	T84	23	20	43	3	24	15	39	0	82	0
Hunter Dupey	V	M	T328	16	17	33	0	21	16	37	0	70	0
Parker Dupey	N	M	T121	8	7	15	0	8	0	8	0	23	0
Thomas Fogarty	JV	M										0	
Dan Heckmann	V	M	T237	19	20	39	1	22	22	44	2	83	2
Ryan Heim	JV	M	T245	15	18	33	0	18	17	35	2	68	2
Jack Hetland	JV	M	T201	19	19	38	2	18	17	35	0	73	0
Jon Hinrichs	JV	M	T152	20	18	38	3	19	20	39	6	77	6
Leo Illetschko	N	M	T24	19	19	38	7	17	0	17	6	55	6
Reece Jacobson	N	M	T30	20	18	38	1	15	0	15	3	53	3
Luke Johnson	JV	M	T96	19	20	39	5	22	20	42	0	81	0
Rick Johnson	JV	M	T64	21	20	41	4	21	21	42	7	83	7
Reed Kadrlík	V	M	T101	24	23	47	0	20	23	43	3	90	3

USA Clay Target League Scoring System

Cory Klug	JV	M	T256	15	16	31	0	18	18	36	2	67	2
Nicklas Kraml	V	M	T101	23	23	46	1	21	23	44	16	90	16
Abigail Kreger	N	F	14	16	18	34	0	19	0	19	0	53	0
Adam Kuhlman	V	M	T328	17	17	34	2	18	18	36	0	70	0
Connor Landry	V	M	T277	19	20	39	3	21	20	41	2	80	2
Brandon Larson	V	M	T149	19	23	42	12	23	23	46	6	88	6
Courtney Larson	N	F	1	21	24	45	7	21	0	21	4	66	4
Mike Lee	V	M	T237	20	22	42	0	20	21	41	1	83	1
Hayden Leland	N	M	T126	4	8	12	0					12	
Sam Lins	JV	M	T152	21	19	40	0	18	19	37	0	77	0
Payton Marquardt	N	M										0	
Matt Menalis	JV	M	T286	14	17	31	0	13	10	23	0	54	0
Andy Meyer	JV	M	T64	20	23	43	10	22	18	40	0	83	0
Gavin Meyer	V	M	T254	19	20	39	3	23	20	43	11	82	11
Hunter Meyers	JV	M	T64	21	19	40	3	21	22	43	1	83	1
Wyatt R Meyers	V	M	T149	22	22	44	12	22	22	44	3	88	3
Luke Mikiska	V	M	T183	20	22	42	3	21	23	44	13	86	13
Seth Miller	JV	M	T266	11	20	31	2	14	19	33	1	64	1
Mason Museus	V	M	T291	17	21	38	1	20	21	41	12	79	12
Maya Museus	N	F	T32	16	12	28	1	16	0	16	0	44	0
Lizzy Nicolai	JV	F	T33	18	17	35	1	17	18	35	4	70	4
Brody Oelkers	V	M	341	19	15	34	0	15	18	33	7	67	7
Justis Overby	V	M	T203	22	22	44	5	19	22	41	13	85	13

USA Clay Target League Scoring System

Ethan Pratt	JV	M	T27	24	20	44	11	22	21	43	3	87	3
Kyle Schultz	N	M	T119	14	10	24	0					24	
Jake Schwartz	V	M	T165	19	23	42	3	21	24	45	5	87	5
Hunter Scott	V	M	T183	18	22	40	0	24	22	46	2	86	2
Andy Sjostrand	N	M	T115	13	15	28	0					28	
Joseph Stahl	JV	M	T27	23	19	42	0	23	22	45	0	87	0
Richard Stahl	JV	M	T32	21	22	43	6	21	22	43	8	86	8
Jace Sterner	N	M	T119	8	8	16	0	8	0	8	2	24	2
Justin Sterner	JV	M	T64	21	21	42	1	18	23	41	12	83	12
Sara Sterner	N	F	T53	8	14	22	0	12	0	12	2	34	2
Carson Tadevich	V	M	327	19	15	34	0	17	20	37	1	71	1
Nolan Tadevich	N	M	T68	16	17	33	0	15	0	15	0	48	0
Zacharie Trewick	N	M	T7	20	21	41	6	21	0	21	1	62	1
Elliot Tupper	V	M	T165	25	20	45	3	21	21	42	7	87	7
Emma Ulrich	V	F	T17	22	18	40	0	21	19	40	1	80	1
Jack Wiggert	V	M	T12	25	23	48	7	25	23	48	8	96	8
Jarod Wilbur	JV	M	T283	9	15	24	5	19	14	33	1	57	1
Travis Zinke	JV	M	T215	18	18	36	1	18	18	36	7	72	7
Target Count				65	65	130		62	49	111		241	

Team Totals


















	Team Total	Team Rank	Team High Gun Male	Team High Gun Female
Novice	289	4	Zacharie Trewick (62)	Courtney Larson (66)
Jr. Varsity	426	12	Ethan Pratt (87)	Lizzy Nicolai (70)
Varsity	457	12	Jack Wiggert (96)	Emma Ulrich (80)
Team Qualification	457	13		

* Indicates athlete's ranking among his/her Classification and Gender
























** Indicates longest run of hits in reverse order. Used as a tie-breaker if necessary. Not all reverse runs are recorded.








DNQ indicates that the team did not qualify for the specified classification. A minimum of 5 athletes is required to compete in team competitions.

Team: Forest Lake High School

Athlete	Class	Gender	Rank*	Session 1 Score				Session 2 Score				Total	
				Rnd 1	Rnd 2	Sub-Total	Rev Run	Rnd 1	Rnd 2	Sub-Total	Rev Run	Total Score	Rev Run**
 Tyler Blechinger	V	M	T149	22	23	45	0	21	22	43	1	88	1
 Reece Boyd	JV	M	T245	17	15	32	1	16	20	36	7	68	7
 Zach Caldwell	V	M	T237	21	21	42	2	19	22	41	4	83	4
 Mitchell Conley	V	M	T183	24	20	44	1	19	23	42	5	86	5
 Bryan Corbett	JV	M	T223	16	20	36	1	15	20	35	0	71	0
 Dylan Dewall	JV	M	T194	18	18	36	9	18	20	38	0	74	0
 Jackson Dunaski	V	M	T221	19	22	41	2	22	21	43	0	84	0
 Jayson Eisch	N	M	T92	13	15	28	0	13	0	13	0	41	0
 Garrett Ellertson	V	M	T316	18	19	37	0	18	19	37	1	74	1
 Andrew Engmark	JV	M	T96	21	23	44	2	18	19	37	2	81	2
 Tanner Faltisek	V	M	T316	16	19	35	10	19	20	39	0	74	0
 Jonathan Full	JV	M	T215	18	19	37	5	15	20	35	10	72	10
 Doug Gross	V	M	T149	21	21	42	3	23	23	46	4	88	4
 Justen Hansen	V	M	T203	21	22	43	11	19	23	42	19	85	19
 Becky Hastings	V	F	T13	19	23	42	20	20	21	41	5	83	5
 Ethan Herzog	JV	M										0	
 Henry Hudoba	JV	M	T234	18	15	33	0	15	21	36	9	69	9

USA Clay Target League Scoring System

 Samuel Hursh	JV	M	T184	21	18	39	0	15	21	36	8	75	8
 Abby Huset	JV	F	T25	17	23	40	0	14	20	34	2	74	2
 Trent Jeans	JV	M	T32	24	16	40	1	21	25	46	25	86	25
 Conrad Kraus	V	M	T129	21	23	44	2	22	23	45	6	89	6
 Abigail Leach	JV	F	16	20	20	40	3	21	18	39	4	79	4
 Tyler Leach	V	M	T101	22	23	45	12	24	21	45	0	90	0
 Alex Leigh	JV	M	T8	21	23	44	8	23	23	46	9	90	9
 Lucas Lenz	V	M	T33	24	24	48	8	24	22	46	6	94	6
 Alexis Letch	N	F	T11	15	19	34	2	21	0	21	1	55	1
 Deven Mackenroth	JV	M	T136	20	21	41	7	19	18	37	1	78	1
 Nate McCarthy	JV	M	T51	21	21	42	8	21	21	42	5	84	5
 Tara Mihelich	JV	F	20	16	19	35	4	21	21	42	1	77	1
 Caleb Molitor	JV	M	T51	20	20	40	1	24	20	44	11	84	11
 Spencer Nelson	V	M	T316	19	19	38	0	19	17	36	3	74	3
 Alex Niemi	JV	M	T269	13	18	31	1	14	18	32	0	63	0
 Ryan O'Brien	N	M	T90	15	12	27	0	15	0	15	0	42	0
 Jacob Oberholtzer	V	M	T237	21	20	41	1	21	21	42	0	83	0
 Jarik Pulczynski	V	M	T149	22	21	43	2	23	22	45	10	88	10
 Vincent Roedel	V	M	2	24	25	49	41	25	25	50	50	99	91
 Kyle Schwartz	V	M	T46	23	23	46	14	23	24	47	7	93	7
 Mitchell Steiner	JV	M	T84	21	23	44	6	19	19	38	0	82	0
 Hunter Swanson	JV	M	T51	16	23	39	3	25	20	45	6	84	6
 Lars Swanson	JV	M	T215	17	19	36	3	15	21	36	4	72	4

 Emily Thompson	JV	F	51	10	14	24	0	18	13	31	0	55	0
 Jacob Tschetter	V	M	T24	22	25	47	27	23	25	48	30	95	30
 Khongmeng Vang	V	M										0	
 Laura Voltz	JV	F	T29	20	18	38	1	18	16	34	4	72	4
 Eliza Walters	N	F	T21	15	17	32	0	16	0	16	0	48	0
 Lucas Will	JV	M	T84	18	22	40	7	23	19	42	10	82	10
 Nathan Woodside	JV	M	T169	17	23	40	5	20	16	36	0	76	0
Target Count				45	45	90		45	41	86		176	

Team Totals

	Team Total	Team Rank	Team High Gun Male	Team High Gun Female
Novice	DNQ	DNQ	Ryan O'Brien (42)	Alexis Letch (55)
Jr. Varsity	428	8	Alex Leigh (90)	Abigail Leach (79)
Varsity	471	7	Vincent Roedel (99)	Becky Hastings (83)
Team Qualification	471	7		

* Indicates athlete's ranking among his/her Classification and Gender

** Indicates longest run of hits in reverse order. Used as a tie-breaker if necessary. Not all reverse runs are recorded.

DNQ indicates that the team did not qualify for the specified classification. A minimum of 5 athletes is required to compete in team competitions.

Team: Hastings High School

Athlete	Class	Gender	Rank*	Session 1 Score				Session 2 Score				Total	
				Rnd 1	Rnd 2	Sub-Total	Rev Run	Rnd 1	Rnd 2	Sub-Total	Rev Run	Total Score	Rev Run**
Jenna Anderson	N	F	T26	13	17	30	1	16	0	16	0	46	0
Mykayla Babcock	N	F	59	8	8	16	0	8	0	8	2	24	2
Shelby Baker	JV	F	T36	16	16	32	0	16	21	37	0	69	0
Max Baldwin	V	M	T33	24	22	46	2	23	25	48	32	94	32
Matthew Beissel	JV	M	T152	18	19	37	2	20	20	40	5	77	5

USA Clay Target League Scoring System

Ben Bloomstrand	V	M	T203	23	22	45	4	20	20	40	2	85	2
Matthew Blount	V	M	T129	22	23	45	6	22	22	44	5	89	5
Justin Boe	JV	M										0	
Nicolle Bond	V	F	T4	18	20	38	1	15	20	35	6	73	6
Dylan Bresina	JV	M	T4	22	23	45	22	24	22	46	2	91	2
Noah Bzoskie	V	M	T129	25	24	49	13	21	19	40	0	89	0
Kali Cahill	N	F	T60	8	7	15	0	8	0	8	0	23	0
Sam Carlson	V	M										0	
Colton Cassidy	V	M	T101	21	25	46	37	23	21	44	2	90	2
Jack Caturia	JV	M	T96	25	19	44	1	18	19	37	1	81	1
Dylan Chamberlain	V	M	T46	24	23	47	0	22	24	46	3	93	3
Lauren Chamberlain	N	F	T55	8	7	15	1	15	0	15	5	30	5
Dalton DeBuono	JV	M	T114	22	19	41	1	18	21	39	4	80	4
Alexandra Dunkel	N	F	T15	18	17	35	2	16	0	16	0	51	0
Linsey Ellestad	N	F	T26	14	14	28	2	18	0	18	3	46	3
Jack Fasbender	N	M										0	
Alex Franzen	V	M	T46	22	23	45	5	25	23	48	6	93	6
Corey Franzen	JV	M	T234	13	17	30	3	19	20	39	11	69	11
Audrey Gear	N	F										0	
Christopher Haas	JV	M	T14	23	22	45	2	21	22	43	7	88	7
Harlin Hacken	JV	M	T64	22	22	44	0	21	18	39	2	83	2
Austin Hayes	JV	M	T169	20	21	41	1	17	18	35	0	76	0
Danielle Hedman	JV	F	T25	20	15	35	0	22	17	39	1	74	1

USA Clay Target League Scoring System

Carter Hinderscheid	V	M	T320	17	17	34	0	16	23	39	7	73	7
Dawson Hobbs	V	M	T7	24	25	49	40	25	23	48	5	97	5
Nathan Howell	N	M	T33	16	18	34	0	18	0	18	14	52	14
Alex Johnson	V	M										0	
Chance Johnson	JV	M	T51	21	22	43	4	19	22	41	2	84	2
Mitchell Johnson	V	M	T277	19	20	39	10	23	18	41	3	80	3
Rick Johnson	V	M	T46	23	24	47	19	22	24	46	19	93	19
Zack Jorgensen	JV	M	T119	22	19	41	1	21	17	38	0	79	0
Joshua Juelfs	JV	M										0	
Sara Juelfs	JV	F										0	
Kyle Kieffer	JV	M	T234	17	21	38	3	16	15	31	0	69	0
Simon Kimmes	V	M	T101	23	24	47	12	23	20	43	0	90	0
Jack Klein	JV	M	T64	21	22	43	6	19	21	40	10	83	10
Joshua Krammer	JV	M	T245	16	18	34	0	19	15	34	3	68	3
Alaina Kremer	N	F	T41	13	15	28	0	12	0	12	0	40	0
Duncan Kusant	N	M	T38	16	16	32	2	19	0	19	6	51	6
Dylan Litschke	V	M	T12	23	24	47	20	25	24	49	9	96	9
Logan Litschke	V	M	T237	19	23	42	5	21	20	41	8	83	8
Joshua Lundell	JV	M	T215	19	18	37	0	19	16	35	2	72	2
Kiera McBeath	JV	F	T21	21	19	40	2	19	17	36	1	76	1
William McBeath	V	M	T24	25	24	49	18	21	25	46	38	95	38
Miranda McClaine	V	F	4	23	24	47	6	25	22	47	6	94	6
Erika McDonald	N	F	3	20	22	42	0	19	0	19	5	61	5

USA Clay Target League Scoring System

Sam McGregor	JV	M	T136	18	18	36	0	21	21	42	12	78	12
Jared McTague	V	M	T68	23	24	47	0	21	24	45	0	92	0
Joey Meier	V	M	T221	18	22	40	15	22	22	44	13	84	13
Taylor Merritt	N	F	T11	16	21	37	4	18	0	18	0	55	0
Marissa Miller	N	F	10	21	20	41	8	15	0	15	2	56	2
Sam Morrison	V	M	T149	21	23	44	23	22	22	44	14	88	14
Danny Niebur	N	M	T4	19	22	41	5	22	0	22	5	63	5
Devon Niebur	V	M	T221	23	23	46	20	20	18	38	1	84	1
Jack Olson	JV	M	T234	17	20	37	6	18	14	32	0	69	0
Austin Rink	JV	M	T169	18	18	36	0	21	19	40	2	76	2
Alyssa Robinson	JV	F	T4	23	23	46	14	18	21	39	7	85	7
Garrett Rother	JV	M	T51	21	22	43	10	21	20	41	4	84	4
Ben Route	V	M	T12	25	23	48	14	23	25	48	37	96	37
Bradly Route	JV	M	T84	23	23	46	7	21	15	36	2	82	2
Max Schaffer	JV	M	T266	21	9	30	0	19	15	34	1	64	1
Samuel Schiller	JV	M	T96	23	20	43	2	19	19	38	3	81	3
Matthew Schmitz	V	M	T46	24	24	48	4	22	23	45	0	93	0
Alex Schneider	V	M	343	20	11	31	0	15	19	34	7	65	7
Jake Shimota	N	M	T13	20	21	41	0	19	0	19	2	60	2
Traeton Simon	V	M	T165	23	18	41	0	24	22	46	7	87	7
Nick Skov	V	M	T299	19	21	40	1	18	20	38	0	78	0
Jerome Skrypek	V	M	T68	23	22	45	16	23	24	47	6	92	6
Jake Slattum	V	M	T101	21	25	46	5	24	20	44	6	90	6

USA Clay Target League Scoring System

Matthew Slattum	N	M	23	18	22	40	1	16	0	16	1	56	1
Wesley Sneddeker	V	M	T237	22	21	43	2	18	22	40	14	83	14
Ana Spinler	N	F	T26	17	12	29	1	17	0	17	4	46	4
Logan Stokke	JV	M	T119	20	23	43	2	15	21	36	0	79	0
Alyssa Sturgeon	JV	F	55	8	7	15	0	14	15	29	7	44	7
Devin Swenson	N	M	1	21	21	42	2	25	0	25	25	67	25
Jacob Talley	V	M	T333	17	20	37	0	12	20	32	0	69	0
Dylan Thooft	JV	M	T169	22	17	39	0	17	20	37	3	76	3
Ryley Tix	V	M	T149	23	22	45	7	21	22	43	12	88	12
Riley Trenary	V	M	T183	24	21	45	3	19	22	41	14	86	14
Scott Tuin	V	M	T277	23	18	41	10	19	20	39	1	80	1
Riley Utsch	JV	F	T36	20	17	37	0	17	15	32	4	69	4
Andrew Vonbargen	N	M										0	
Marissa Vonbargen	JV	F										0	
Caitlyn Wagner	N	F	T18	16	20	36	1	14	0	14	4	50	4
Cody Wagner	V	M	T33	24	24	48	11	22	24	46	12	94	12
Elli Walker	JV	F	T33	13	18	31	0	19	20	39	0	70	0
Charlie Weber	JV	M	T291	16	4	20	0	12	16	28	2	48	2
Michael Woodward	V	M	T12	25	22	47	18	25	24	49	21	96	21
Riley Zietlow	N	M	T33	17	17	34	1	18	0	18	7	52	7
Jonah Zwart	N	M	T61	18	15	33	1	16	0	16	1	49	1
Target Count				86	86	172		86	66	152		324	

Team Totals

| Team Total | Team Rank | Team High Gun Male | Team High Gun Female |















Novice	307	2	Devin Swenson (67)	Erika McDonald (61)
Jr. Varsity	432	7	Dylan Bresina (91)	Alyssa Robinson (85)
Varsity	480	4	Dawson Hobbs (97)	Miranda McClaine (94)
Team Qualification	480	4		

* Indicates athlete's ranking among his/her Classification and Gender

** Indicates longest run of hits in reverse order. Used as a tie-breaker if necessary. Not all reverse runs are recorded.

DNQ indicates that the team did not qualify for the specified classification. A minimum of 5 athletes is required to compete in team competitions.

Team: Lakeville North High School

Athlete	Class	Gender	Rank*	Session 1 Score				Session 2 Score				Total	
				Rnd 1	Rnd 2	Sub-Total	Rev Run	Rnd 1	Rnd 2	Sub-Total	Rev Run	Total Score	Rev Run**
 Zachary Adams	N	M	103	16	16	32	0	4	0	4	0	36	0
 Seth Anderson	JV	M	T14	23	20	43	4	23	22	45	5	88	5
 Catherine Arvidson	N	F	T21	15	14	29	0	19	0	19	2	48	2
 Sydney Barron	JV	F	6	22	19	41	7	22	21	43	1	84	1
 Eli Belschner	N	M	T7	22	20	42	5	20	0	20	1	62	1
 Simon Boeke	JV	M	T8	22	24	46	0	20	24	44	14	90	14
 Colten Bohlen	JV	M	T152	19	18	37	1	22	18	40	1	77	1
 Emily Brandt	N	F	T5	21	19	40	5	20	0	20	7	60	7
 Thomas Butler	JV	M	T184	19	18	37	0	18	20	38	2	75	2
 Alexander Charchenko	JV	M	295	11	10	21	0	6	3	9	0	30	0
 Anna Charchenko	N	F	48	12	9	21	0	15	0	15	3	36	3
 Riley Clancy	N	M	T61	15	14	29	0	20	0	20	12	49	12
 Parker Clausen	N	M	T81	13	15	28	1	16	0	16	1	44	1
 Robbie Crevoiserat	JV	M	T14	19	23	42	10	23	23	46	16	88	16

USA Clay Target League Scoring System

 Audrey Crippen	N	F	40	13	12	25	0	16	0	16	1	41	1
 Olivia Crippen	N	F	62	5	6	11	0	11	0	11	0	22	0
 Cameron Devries	V	M	T24	25	21	46	2	24	25	49	31	95	31
 Benjamin Duvick	JV	M	T84	19	19	38	2	21	23	44	16	82	16
 Jarod Edwards	N	M	T13	19	20	39	5	21	0	21	1	60	1
 Zack Flen	N	M	T4	24	19	43	1	20	0	20	0	63	0
 Matt Getchman	N	M	T7	18	21	39	1	23	0	23	12	62	12
 Jordan Golberg	N	M	T26	16	19	35	1	19	0	19	14	54	14
 Alexis Haglund	N	F	4	21	21	42	4	19	0	19	0	61	0
 Nick Hawkinson	N	M	T86	13	14	27	1	16	0	16	0	43	0
 Isabella Hinson	JV	F	T42	16	19	35	4	12	19	31	1	66	1
 Taelor Hunter	N	M	T38	20	19	39	1	12	0	12	1	51	1
 Cody Huynh	JV	M	T64	21	21	42	0	23	18	41	3	83	3
 Caitlyn Johnson	N	F	T5	18	21	39	5	21	0	21	2	60	2
 Joshua Johnson	JV	M	T14	22	23	45	10	20	23	43	5	88	5
 Sam Ketcham	N	M	T81	15	15	30	0	14	0	14	3	44	3
 Benjamin Krueger	JV	M	T152	18	19	37	4	19	21	40	5	77	5
 Joe Lake	N	M	T13	21	20	41	1	19	0	19	6	60	6
 Jarret Lamberson	JV	M	T136	17	21	38	7	17	23	40	2	78	2
 Logan Lamberson	JV	M	T27	22	24	46	13	19	22	41	0	87	0
 Jacob Langenfeld	JV	M	T114	20	21	41	0	15	24	39	3	80	3
 James Larson	N	M										0	
 Quinn Luetzow	JV	M	T27	23	22	45	4	19	23	42	1	87	1

USA Clay Target League Scoring System

 Jack Mackedanz	JV	M	T215	16	19	35	3	18	19	37	0	72	0
 Devin Mollers	V	M										0	
 Sam Neuenschwander	N	M	3	18	23	41	7	23	0	23	0	64	0
 Mariah Ogden-Kellington	V	F	5	23	24	47	22	23	23	46	7	93	7
 Alexander Olberding	JV	M	T194	18	22	40	4	20	14	34	1	74	1
 Matthew Pacheco	JV	M	T14	24	21	45	11	22	21	43	11	88	11
 Garrett Quinnell	V	M	T291	21	20	41	2	20	18	38	9	79	9
 Matt Sanders	JV	M										0	
 Nick Sanders	JV	M										0	
 Ty Schraeder	N	M	T68	18	15	33	1	15	0	15	0	48	0
 Esten Shromoff	N	M	110	0	15	15	0	17	0	17	1	32	1
 Sam Spangler	V	M	T101	24	23	47	4	24	19	43	0	90	0
 Caitlin Spanovich	N	F	9	20	20	40	8	18	0	18	2	58	2
 Tate Staloch	JV	M	T84	20	21	41	7	20	21	41	4	82	4
 Ian Strozewski	JV	M	T273	15	10	25	2	20	17	37	2	62	2
 Jacob Sundt	JV	M	T136	19	19	38	0	19	21	40	7	78	7
 Tyler Tetrault	V	M	T68	23	24	47	13	24	21	45	0	92	0
 Logan Truman	V	M	T24	25	23	48	10	23	24	47	8	95	8
 Julie Utz	N	F	T15	13	20	33	0	18	0	18	4	51	4
 Josh Walker	JV	M	T64	25	21	46	8	18	19	37	2	83	2
 Gavin Wenzel	JV	M	T14	22	21	43	1	22	23	45	1	88	1
 Billy Wulf	JV	M	T96	22	19	41	0	22	18	40	5	81	5
 Blake Zimmel	JV	M	2	23	23	46	2	23	25	48	28	94	28

Target Count				55	56	111		56	32	88		199	
---------------------	--	--	--	----	----	-----	--	----	----	----	--	-----	--

Team Totals













	Team Total	Team Rank	Team High Gun Male	Team High Gun Female
Novice	312	1	Sam Neuenschwander (64)	Alexis Haglund (61)
Jr. Varsity	448	1	Blake Zimmel (94)	Sydney Barron (84)
Varsity	465	8	Cameron Devries (95)	Mariah Ogden-Kellington (93)
Team Qualification	469	8		

* Indicates athlete's ranking among his/her Classification and Gender
























** Indicates longest run of hits in reverse order. Used as a tie-breaker if necessary. Not all reverse runs are recorded.

DNQ indicates that the team did not qualify for the specified classification. A minimum of 5 athletes is required to compete in team competitions.
























Team: Lakeville South High School

Athlete	Class	Gender	Rank*	Session 1 Score				Session 2 Score				Total	
				Rnd 1	Rnd 2	Sub-Total	Rev Run	Rnd 1	Rnd 2	Sub-Total	Rev Run	Total Score	Rev Run**
 Mark Akehurst	V	M	T221	20	24	44	13	22	18	40	7	84	7
 Jared Anderson	JV	M										0	
 Noah Barber	JV	M										0	
 Grant Benson	JV	M	T51	20	21	41	8	22	21	43	12	84	12
 Cade Bianchi	V	M	T149	21	24	45	20	23	20	43	5	88	5
 Nolan Bianchi	JV	M	T96	18	19	37	0	23	21	44	8	81	8
 Jasmine Blaz	JV	F	56	9	9	18	0	10	8	18	0	36	0
 Robbie Bohr	V	M	T46	23	24	47	0	23	23	46	0	93	0
 Caleb Chalmers	JV	M	T245	19	16	35	0	17	16	33	3	68	3
 Zach Chalmers	V	M	T277	19	20	39	8	21	20	41	0	80	0
 Collin Clarey	JV	M	T51	20	20	40	3	24	20	44	1	84	1
 Brian Cook	JV	M										0	























USA Clay Target League Scoring System

 Aaron Damlo	N	M											0	
 Andrew Elasky	V	M	T46	21	23	44	8	25	24	49	10	93	10	
 Alexander Erickson	JV	M	T286	18	12	30	1	14	10	24	0	54	0	
 Brooke Erpelding	N	F										0		
 Jack Erpelding	JV	M										0		
 Cullen Fleming	JV	M	T119	20	22	42	2	20	17	37	0	79	0	
 A.J. Floersch	V	M	T254	22	21	43	1	18	21	39	11	82	11	
 Alex Floersch	V	M	T46	23	23	46	2	24	23	47	0	93	0	
 Jack Gray	V	M	310	17	19	36	5	20	20	40	3	76	3	
 Nick Gray	V	M	T33	24	22	46	16	23	25	48	32	94	32	
 Charlie Greenberg	JV	M	T136	17	18	35	2	21	22	43	0	78	0	
 Will Hack	N	M	T92	11	12	23	2	18	0	18	1	41	1	
 Hailey Harnisch	JV	F	T17	17	23	40	5	17	21	38	2	78	2	
 Mack Hedquist	V	M	T333	18	18	36	2	16	17	33	1	69	1	
 Ben Hines	V	M	T12	24	25	49	37	23	24	47	3	96	3	
 Carter Hubener	V	M	T237	20	22	42	4	20	21	41	3	83	3	
 Michael Hubener	V	M	T237	17	23	40	6	22	21	43	1	83	1	
 Jarrett Ibsen	V	M	T254	24	23	47	7	20	15	35	2	82	2	
 Cooper Jackson	JV	M										0		
 Logan Janke	V	M	T183	21	21	42	2	22	22	44	7	86	7	
 Brett Johnson	V	M	T46	23	25	48	31	23	22	45	0	93	0	
 Jake Johnson	V	M	T7	25	25	50	50	23	24	47	17	97	17	
 Kyla Kitzman	V	F	T11	22	22	44	8	22	18	40	4	84	4	

USA Clay Target League Scoring System

 Brody Knips	V	M	T129	22	22	44	3	22	23	45	15	89	15
 Andy Krebs	V	M	T101	22	23	45	5	22	23	45	16	90	16
 Franklin Krebs	V	M	T129	24	24	48	17	22	19	41	2	89	2
 Gabe Krebs	V	M	T304	21	20	41	19	17	19	36	4	77	4
 Morgan Kretsch	JV	F	T4	22	21	43	6	22	20	42	10	85	10
 Tristin Leonard	JV	M	T194	19	21	40	5	15	19	34	2	74	2
 Josh Loveless	JV	M										0	
 Nick Lucke	V	M	T254	21	21	42	2	21	19	40	0	82	0
 Cody McCracken	V	M	T101	23	21	44	0	23	23	46	1	90	1
 Oliver McGinnis	JV	M										0	
 Brock Mergen	JV	M	T245	18	20	38	9	17	13	30	0	68	0
 Garret Miller	V	M	T129	21	24	45	18	21	23	44	9	89	9
 Nicholas Miller	V	M	T291	20	20	40	4	21	18	39	0	79	0
 Molly Mortenson	N	F	T21	19	15	34	0	14	0	14	0	48	0
 Alexander Munsinger	JV	M	T40	19	23	42	3	21	22	43	5	85	5
 John O'Neill	V	M	T268	21	21	42	3	19	20	39	1	81	1
 Daniel Olesen	V	M										0	
 Zac Olson	V	M	T268	19	23	42	5	17	22	39	8	81	8
 Carsen Otremba	V	M	T277	20	23	43	3	17	20	37	1	80	1
 Tony Ottoson	JV	M	T223	16	18	34	0	21	16	37	0	71	0
 Cortland Polfliet	V	M	T7	24	24	48	18	24	25	49	44	97	44
 Tyler Prokes	V	M										0	
 Jacob Rathke	V	M	T328	16	17	33	2	18	19	37	2	70	2

USA Clay Target League Scoring System

 Dakota Rawley	JV	M	T14	22	23	45	4	22	21	43	1	88	1
 Jacob Rongitsch	JV	M	T184	15	18	33	2	24	18	42	4	75	4
 Nathan Rongitsch	JV	M	T84	23	18	41	2	20	21	41	6	82	6
 Brandon Sandquist	V	M	T277	22	17	39	6	19	22	41	4	80	4
 Ashley Schueck	N	F										0	
 Brock Schueck	V	M	T221	19	20	39	1	21	24	45	4	84	4
 Josh Schultz	V	M	T277	20	16	36	3	24	20	44	0	80	0
 Kellen Sergent	JV	M	T152	20	19	39	0	20	18	38	3	77	3
 Roby Sizer	JV	M										0	
 Jack Smith	V	M	T33	24	25	49	30	22	23	45	15	94	15
 Jacob Stewart	V	M	T33	23	24	47	6	23	24	47	21	94	21
 Jared Stewart	V	M	T7	25	25	50	50	25	22	47	1	97	1
 Katie Strege	JV	F	T21	13	19	32	1	21	23	44	12	76	12
 Victoria Strege	N	F	T30	11	17	28	5	17	0	17	1	45	1
 Charlie Swanson	JV	M	T184	21	17	38	8	21	16	37	1	75	1
 Mackenzie Swanson	JV	F	T46	15	16	31	0	14	17	31	0	62	0
 Jack Thomes	V	M	T254	19	19	38	2	20	24	44	5	82	5
 Dylan Valley	V	M	T101	22	23	45	10	23	22	45	17	90	17
 Kevin Valley	V	M	T101	22	22	44	1	23	23	46	0	90	0
 Cameron Williams	JV	M	T119	20	21	41	1	20	18	38	1	79	1
 Chris Williams	V	M	T86	23	22	45	0	24	22	46	12	91	12
 Calvin Wolter	JV	M	T64	20	19	39	2	20	24	44	22	83	22
Target Count				67	67	134		67	64	131		265	

Team Totals














	Team Total	Team Rank	Team High Gun Male	Team High Gun Female
Novice	DNQ	DNQ	Will Hack (41)	Molly Mortenson (48)
Jr. Varsity	426	11	Dakota Rawley (88)	Morgan Kretsch (85)
Varsity	481	3	Jared Stewart (97)	Kyla Kitzman (84)
Team Qualification	481	3		

* Indicates athlete's ranking among his/her Classification and Gender























** Indicates longest run of hits in reverse order. Used as a tie-breaker if necessary. Not all reverse runs are recorded.

DNQ indicates that the team did not qualify for the specified classification. A minimum of 5 athletes is required to compete in team competitions.






















Team: Marshall High School

Athlete	Class	Gender	Rank*	Session 1 Score				Session 2 Score				Total	
				Rnd 1	Rnd 2	Sub-Total	Rev Run	Rnd 1	Rnd 2	Sub-Total	Rev Run	Total Score	Rev Run**
 Jared Antony	JV	M	T96	15	19	34	0	23	24	47	10	81	10
 Jason Arzdorf	JV	M	T228	20	15	35	0	18	17	35	4	70	4
 Nick Atcher	V	M	T183	24	21	45	5	20	21	41	0	86	0
 Calvin Bader	JV	M	T194	16	19	35	4	19	20	39	2	74	2
 Jaiden Bahr	N	M										0	
 Owen Banks	V	M	T268	20	17	37	0	21	23	44	3	81	3
 Jarrett Beebout	JV	M	T223	16	19	35	0	19	17	36	1	71	1
 Malachi Breczinski	V	M	T68	23	24	47	6	22	23	45	5	92	5
 Isaac Callens	V	M	T221	24	20	44	4	20	20	40	0	84	0
 John Callens	V	M	T316	20	23	43	2	12	19	31	2	74	2
 Dominik Caspers	V	M	T183	22	25	47	28	20	19	39	2	86	2
 Tessa Coudron	JV	F	48	18	13	31	0	16	14	30	0	61	0
 Tannyr Curry	JV	M	T32	23	21	44	12	22	20	42	1	86	1

USA Clay Target League Scoring System

 Alex DeBaere	V	M	T46	25	25	50	50	21	22	43	5	93	5
 Karter DeSmet	V	M	T221	22	20	42	1	20	22	42	3	84	3
 Samuel Dieken	V	M	T86	23	25	48	25	21	22	43	7	91	7
 Blake Fogelson	N	M	T81	19	14	33	1	11	0	11	1	44	1
 Hawk Gillow	JV	M	T119	21	15	36	6	22	21	43	3	79	3
 Kyle Hanson	JV	M	T201	15	17	32	4	19	22	41	1	73	1
 Rayne Holien	N	F	T41	13	14	27	0	13	0	13	1	40	1
 Derek Holmgren	JV	M	T280	20	14	34	0	10	14	24	4	58	4
 Tylar Holmgren	JV	M	T64	19	18	37	7	22	24	46	15	83	15
 Nicholas Kayser	N	M										0	
 Abigail Kesteloot	JV	F	T29	19	19	38	7	17	17	34	1	72	1
 Josiah Kroger	JV	M	T64	24	23	47	3	16	20	36	7	83	7
 Benson Kuecker	JV	M	T223	20	18	38	3	15	18	33	1	71	1
 Ryan Landmark	V	M	T237	20	20	40	1	22	21	43	0	83	0
 Eric Leach	V	M	T311	23	22	45	2	14	16	30	0	75	0
 Nathan Leach	JV	M	T14	20	23	43	3	22	23	45	1	88	1
 Ben Leek	JV	M	T201	19	18	37	9	19	17	36	0	73	0
 Daniel Lupkes	N	M	125	7	5	12	0	5	0	5	0	17	0
 Wyatt Martin	V	M	T149	23	22	45	1	19	24	43	1	88	1
 Devyn Martzloff	JV	M										0	
 Andrew Mulso	JV	M	T201	15	20	35	5	22	16	38	3	73	3
 Drew Negen	N	M	T17	17	22	39	3	19	0	19	6	58	6
 Sam Prorok	V	M	T203	22	20	42	0	23	20	43	5	85	5

USA Clay Target League Scoring System

 Gabriel Raini	JV	M											0	
 Dawson Reese	N	M	12	21	17	38	5	23	0	23	21	61	21	
 Jasard Schreifels	N	F	13	20	17	37	1	17	0	17	0	54	0	
 Mackenzie Schultz	JV	F	T27	20	16	36	1	18	19	37	1	73	1	
 Nick Schultz	V	M	346	16	10	26	3	18	15	33	1	59	1	
 Ashley Stattelman	N	F	T7	20	17	37	0	22	0	22	6	59	6	
 Kaden Strate	JV	M	T136	18	17	35	2	21	22	43	8	78	8	
 Katie Tammeus	JV	F	T17	19	19	38	0	21	19	40	0	78	0	
 Anna Timmerman	N	F	58	7	7	14	0	11	0	11	5	25	5	
 Isaac Timmerman	N	M	T108	11	9	20	2	13	0	13	1	33	1	
 Troy Trost	JV	M	T96	19	19	38	1	21	22	43	3	81	3	
 Nicholas Vandevort	V	M	T203	17	19	36	2	25	24	49	24	85	24	
 Brandon Vanoverbeke	V	M	T101	21	21	42	0	24	24	48	21	90	21	
 Cameron Vanoverbeke	JV	M	T51	21	21	42	2	23	19	42	1	84	1	
 Derrick Vanoverbeke	V	M	T165	21	20	41	1	24	22	46	0	87	0	
 Kaiden Vanoverbeke	V	M	T254	23	19	42	8	23	17	40	2	82	2	
 Nick Versaevel	JV	M	T152	20	16	36	4	20	21	41	1	77	1	
 Brett Wartner	JV	M	T169	17	22	39	12	17	20	37	3	76	3	
 Karter Wasberg	JV	M										0		
 Bryson Whyte	JV	M	T84	21	21	42	2	22	18	40	0	82	0	
 Tristan Zinnel	V	M	T328	19	20	39	4	17	14	31	1	70	1	
Target Count				52	52	104		52	43	95		199		

Team Totals

| Team Total | Team Rank | Team High Gun Male | Team High Gun Female |















Novice	276	5	Dawson Reese (61)	Ashley Stattelmann (59)
Jr. Varsity	424	13	Nathan Leach (88)	Katie Tammeus (78)
Varsity	454	14	Alex DeBaere (93)	N/A
Team Qualification	454	14		

* Indicates athlete's ranking among his/her Classification and Gender















** Indicates longest run of hits in reverse order. Used as a tie-breaker if necessary. Not all reverse runs are recorded.

DNQ indicates that the team did not qualify for the specified classification. A minimum of 5 athletes is required to compete in team competitions.

Team: New Prague High School











Athlete	Class	Gender	Rank*	Session 1 Score				Session 2 Score				Total	
				Rnd 1	Rnd 2	Sub-Total	Rev Run	Rnd 1	Rnd 2	Sub-Total	Rev Run	Total Score	Rev Run**
 Jessica Amundson	N	F	T49	9	12	21	0	14	0	14	5	35	5
 Kyle Belfield	V	M	T86	22	22	44	13	24	23	47	4	91	4
 Kolton Bell	JV	M	T152	21	18	39	2	19	19	38	2	77	2
 Jack Bentson	JV	M	T32	20	21	41	16	21	24	45	14	86	14
 Tyler Bisek	V	M	T33	22	24	46	20	23	25	48	36	94	36
 Kendra Bittner	JV	F										0	
 Mckenna Bungert	V	F	22	16	18	34	1	20	21	41	17	75	17
 Thomas Carroll	JV	M	T32	22	24	46	6	22	18	40	5	86	5
 Alexzander Chandler	JV	M	T280	14	16	30	1	14	14	28	1	58	1
 Leevi Chandler	V	M	T68	24	24	48	20	21	23	44	1	92	1
 Jordan Chlan	JV	M	T194	18	19	37	2	16	21	37	0	74	0
 Kody Dacas	JV	M	T280	6	18	24	3	16	18	34	0	58	0
 Ben Dietz	V	M	1	25	25	50	50	25	25	50	50	100	100
 Rachel Dietz	V	F	T17	18	19	37	1	22	21	43	16	80	16

USA Clay Target League Scoring System

 Gavin Drill	JV	M	T152	16	22	38	0	23	16	39	0	77	0
 Haley Eggum	JV	F	T52	12	10	22	0	14	18	32	2	54	2
 Xavier Emerson	JV	M	T269	17	18	35	1	12	16	28	2	63	2
 Jake Emond	V	M	T277	22	20	42	6	19	19	38	1	80	1
 Jack Foss	V	M	T165	22	24	46	18	20	21	41	0	87	0
 Breanna Franek	N	F										0	
 Mark Friedges	JV	M	T51	21	23	44	3	20	20	40	12	84	12
 Kody Fritz	V	M	T68	24	24	48	2	21	23	44	0	92	0
 Woodrow Glazer	V	M	T4	24	25	49	40	24	25	49	47	98	47
 Parker Goettl	JV	M	T119	22	20	42	3	20	17	37	1	79	1
 Brent Gunkel	JV	M										0	
 Aaron Jacobsen	V	M	T129	22	19	41	1	24	24	48	12	89	12
 Isaac Jacobsen	JV	M										0	
 Rieley Kilian	V	M	T277	21	18	39	4	19	22	41	6	80	6
 Joseph Kraska	N	M	T7	24	18	42	0	20	0	20	2	62	2
 Alex Larson	V	M	344	17	24	41	12	10	13	23	1	64	1
 Jewel Luckow	JV	F	T8	21	19	40	2	20	22	42	2	82	2
 Maxwell Malecha	N	M	T123	7	8	15	0	4	0	4	1	19	1
 Elizabeth Malz	N	F	T43	15	11	26	0	13	0	13	2	39	2
 Nick Malz	V	M	T221	22	23	45	1	20	19	39	0	84	0
 Jacob Mensing	V	M	T165	21	22	43	1	21	23	44	4	87	4
 Jaime Meyer	JV	F	57	8	13	21	1	2	9	11	0	32	0
 Hunter Minor	N	M	T51	14	20	34	6	16	0	16	1	50	1

USA Clay Target League Scoring System

 Kortney Novak	V	F	T6	23	22	45	0	24	22	46	4	91	4
 Brandon O'Connor	V	M	T101	22	23	45	0	21	24	45	23	90	23
 Max Olson	JV	M	T12	23	21	44	1	22	23	45	13	89	13
 Alex Petersen	JV	M	T136	18	19	37	0	22	19	41	0	78	0
 Madelyn Petersen	JV	F	32	13	17	30	10	20	21	41	11	71	11
 Parker Precht	V	M	3	25	24	49	16	25	25	50	50	99	66
 Matt Rossi	V	M	T221	21	23	44	2	21	19	40	1	84	1
 Zach Rossi	V	M	T101	20	24	44	10	23	23	46	14	90	14
 Kenith Scheele	N	M	T105	10	16	26	1	8	0	8	0	34	0
 Alex Schipper	V	M	T203	24	20	44	2	21	20	41	1	85	1
 Jeremy Schmid	JV	M	T261	17	15	32	3	15	18	33	6	65	6
 Callie Schroeder	V	F	T17	18	20	38	1	21	21	42	3	80	3
 Cairo Shetka	V	M	T237	18	22	40	9	19	24	43	14	83	14
 Sagan Shetka	V	M	T237	24	25	49	8	18	16	34	1	83	1
 Allison Shorter	JV	F	7	20	21	41	1	22	20	42	6	83	6
 Jack Siegle	JV	M	T114	19	21	40	3	20	20	40	1	80	1
 Isaac Simon	V	M	T12	24	25	49	45	23	24	47	10	96	10
 Brandon Sleva	JV	M	293	8	6	14	0	15	16	31	2	45	2
 Blake Smith	JV	M	T64	19	23	42	6	22	19	41	0	83	0
 Madelyn Smythe	V	F	25	16	21	37	0	17	15	32	1	69	1
 Brock Stalter	V	M	T304	16	21	37	2	22	18	40	2	77	2
 Paris Stapf	N	F										0	
 Christopher Stepka	V	M	T68	24	21	45	8	22	25	47	28	92	28

 Colt Sticha	V	M	T129	23	21	44	1	24	21	45	0	89	0
 Sam Sticha	V	M	T203	20	23	43	8	19	23	42	15	85	15
 Jordan Stocker	V	M	T4	24	25	49	41	24	25	49	26	98	26
 Tucker Tietz	V	M	T320	18	19	37	0	19	17	36	1	73	1
 Alyssa Tyson	N	F	T34	11	13	24	2	19	0	19	3	43	3
 Tony Tyson	JV	M	T283	16	14	30	1	13	14	27	0	57	0
 Jordan Uplegger	N	M	T51	21	19	40	3	10	0	10	0	50	0
 Bailey Wacker	V	F	T9	22	21	43	6	23	22	45	2	88	2
 Tony Wacker	V	M	T221	18	19	37	1	24	23	47	0	84	0
 Nicholas Wegner	V	M	T86	20	23	43	8	23	25	48	32	91	32
Target Count				65	65	130		65	57	122		252	

Team Totals



	Team Total	Team Rank	Team High Gun Male	Team High Gun Female
Novice	244	10	Joseph Kraska (62)	Alyssa Tyson (43)
Jr. Varsity	428	9	Max Olson (89)	Allison Shorter (83)
Varsity	491	1	Ben Dietz (100)	Kortney Novak (91)
Team Qualification	491	1		

* Indicates athlete's ranking among his/her Classification and Gender
























** Indicates longest run of hits in reverse order. Used as a tie-breaker if necessary. Not all reverse runs are recorded.

DNQ indicates that the team did not qualify for the specified classification. A minimum of 5 athletes is required to compete in team competitions.
























Team: Nicollet High School



Athlete	Class	Gender	Rank*	Session 1 Score				Session 2 Score				Total	
				Rnd 1	Rnd 2	Sub-Total	Rev Run	Rnd 1	Rnd 2	Sub-Total	Rev Run	Total Score	Rev Run**
 John Anderson	JV	M	T4	24	23	47	2	21	23	44	2	91	2
 Kendall Anderson	N	F	T46	13	13	26	1	11	0	11	0	37	0

USA Clay Target League Scoring System

 Garrison Beckius	N	M	T30	17	18	35	1	18	0	18	5	53	5
 Allison Behsman	N	F	T18	16	16	32	2	18	0	18	0	50	0
 Hank Beinke	JV	M	T201	20	17	37	1	21	15	36	4	73	4
 Nik Beinke	N	M	T71	17	15	32	0	15	0	15	3	47	3
 Collin Bode	JV	M	T266	15	14	29	0	20	15	35	0	64	0
 Dustin Bode	JV	M	T64	22	20	42	2	18	23	41	6	83	6
 Jacob Burgess	N	M	T38	17	20	37	4	14	0	14	1	51	1
 Joshua Chaderdon	JV	M	T201	19	15	34	1	20	19	39	2	73	2
 Clara Drummer	JV	F	T40	20	18	38	4	14	15	29	0	67	0
 Ben Forst	V	M	T101	23	22	45	4	23	22	45	5	90	5
 Andrew Giefer	JV	M	T201	20	20	40	7	15	18	33	1	73	1
 Edmund Giefer	JV	M	T234	18	21	39	1	11	19	30	1	69	1
 Austin Gieseke	JV	M	T169	20	16	36	0	17	23	40	10	76	10
 Charles Grubb	JV	M	T291	12	13	25	0	13	10	23	1	48	1
 Davud Hasher	JV	M										0	
 Colton Hewitt	JV	M	T14	22	23	45	2	22	21	43	0	88	0
 Jared Hohenstein	JV	M	T215	20	16	36	3	19	17	36	0	72	0
 Eric Jaster	JV	M										0	
 Kyle Johnson	V	M	T221	18	22	40	4	24	20	44	0	84	0
 Matt Juberien	JV	M	T96	21	18	39	0	21	21	42	2	81	2
 Jayden Knaak	N	M	T38	17	18	35	1	16	0	16	1	51	1
 Koral Knaak	JV	F	T38	16	16	32	1	20	16	36	0	68	0
 Alyssa Kuttner	N	F	T49	11	13	24	2	11	0	11	1	35	1

USA Clay Target League Scoring System

 Tyler Laven	N	M	T81	15	16	31	9	13	0	13	2	44	2
 Evan Mann	JV	M	T256	18	15	33	1	16	18	34	3	67	3
 Colter Miest	JV	M	T114	21	20	41	16	20	19	39	7	80	7
 Noah Miest	JV	M	T119	19	19	38	1	19	22	41	12	79	12
 Hunter Miller	JV	M										0	
 Lucas Miller	JV	M	T275	15	12	27	0	19	13	32	0	59	0
 Ezra Mucha	JV	M										0	
 Myles Nelson	N	M	T73	16	15	31	1	15	0	15	0	46	0
 Tory Nelson	V	M	T322	18	22	40	19	16	16	32	0	72	0
 Gavin Nourie	V	M	T101	22	22	44	4	23	23	46	1	90	1
 Cody J Otto	JV	M	T119	15	21	36	5	20	23	43	0	79	0
 Mindy Poehler	JV	F	54	10	15	25	6	15	12	27	4	52	4
 Matthew Preis	JV	M	T14	23	23	46	0	20	22	42	0	88	0
 Samuel Preis	JV	M	T201	21	15	36	0	13	24	37	5	73	5
 Ben Radke	N	M										0	
 Samantha Rist	N	F	T15	15	17	32	4	19	0	19	1	51	1
 Travis Selby	JV	M	T32	22	21	43	8	22	21	43	4	86	4
 Logan Shay	JV	M	T84	21	23	44	8	18	20	38	1	82	1
 Dougray Siebenahler	JV	M	T256	17	16	33	3	16	18	34	2	67	2
 Kayley Silva	N	F	T21	17	19	36	3	12	0	12	2	48	2
 Silas Simpson	JV	M	294	10	12	22	0	11	11	22	0	44	0
 Mac Slocum	V	M	T86	24	23	47	18	23	21	44	1	91	1
 Avery Stock	JV	M	T64	17	24	41	11	20	22	42	2	83	2

 Caleb Thompson	V	M										0	
 Dylan Willaert	N	M										0	
Target Count				43	43	86		43	32	75		161	

Team Totals











	Team Total	Team Rank	Team High Gun Male	Team High Gun Female
Novice	256	7	Garrison Beckius (53)	Samantha Rist (51)
Jr. Varsity	436	5	John Anderson (91)	Koral Knaak (68)
Varsity	427	15	Mac Slocum (91)	N/A
Team Qualification	450	15		

* Indicates athlete's ranking among his/her Classification and Gender
























** Indicates longest run of hits in reverse order. Used as a tie-breaker if necessary. Not all reverse runs are recorded.

DNQ indicates that the team did not qualify for the specified classification. A minimum of 5 athletes is required to compete in team competitions.
























Team: Northfield High School











Athlete	Class	Gender	Rank*	Session 1 Score				Session 2 Score				Total		
				Rnd 1	Rnd 2	Sub-Total	Rev Run	Rnd 1	Rnd 2	Sub-Total	Rev Run	Total Score	Rev Run**	
 Ethan Anderson	JV	M											0	
 Andrew Baumgartner	JV	M	T136	17	22	39	9	21	18	39	1	78	1	
 Mary Baumgartner	N	F	T49	14	12	26	0	9	0	9	0	35	0	
 Logen Bolton	JV	M	T119	20	21	41	5	19	19	38	1	79	1	
 Bruce Boudreau	V	M	T277	16	21	37	4	20	23	43	1	80	1	
 Hannah Boudreau	JV	F	T11	21	18	39	2	21	21	42	2	81	2	
 Lynsey Boudreau	JV	F	49	16	15	31	0	15	13	28	1	59	1	
 Justin Brakke	JV	M	T4	23	21	44	2	23	24	47	1	91	1	
 Ashton Croy	V	M	T101	23	25	48	31	20	22	42	11	90	11	
 Cole Dack	V	M	T268	19	17	36	3	22	23	45	11	81	11	

USA Clay Target League Scoring System

 Joe Docken	N	M	T26	19	14	33	3	21	0	21	6	54	6
 Sam Dwyer	JV	M	T245	15	20	35	3	15	18	33	0	68	0
 Eric Ezzell	V	M	T254	22	19	41	1	19	22	41	1	82	1
 Elizabeth Evenson	JV	F	T13	22	19	41	0	17	22	39	6	80	6
 Kelly Gilomen	JV	F	T52	14	15	29	0	12	13	25	4	54	4
 Lucas Gilomen	N	M	T51	18	20	38	5	12	0	12	0	50	0
 Cole Glassing	N	M	T77	18	13	31	1	14	0	14	2	45	2
 Matt Gordon	V	M	T149	20	24	44	20	23	21	44	11	88	11
 Colten Hasse	V	M										0	
 Ivan Herrlich	JV	M	T96	20	24	44	9	17	20	37	6	81	6
 Jack Holman	N	M	T51	16	18	34	5	16	0	16	1	50	1
 Sam Holman	N	M	T73	18	15	33	1	13	0	13	1	46	1
 Ryan Kelly	JV	M	T96	19	19	38	2	20	23	43	3	81	3
 Jacob Kluzak	JV	M	T169	19	19	38	1	19	19	38	2	76	2
 Wylie Kneser	V	M	T237	22	20	42	2	19	22	41	3	83	3
 Darrin Kuyper	JV	M	T169	22	13	35	2	20	21	41	6	76	6
 Cole Little	JV	M	T234	15	17	32	0	16	21	37	0	69	0
 Erik Lundstrom	V	M										0	
 Hunter Mackenthun	JV	M	T27	22	22	44	2	24	19	43	0	87	0
 Devin Malecha	JV	M	T152	20	18	38	0	17	22	39	10	77	10
 Noah Malecha	N	M										0	
 Zachary Malecha	JV	M	T169	17	18	35	1	20	21	41	8	76	8
 Shelby Mathews	JV	F	1	23	22	45	11	22	20	42	3	87	3

USA Clay Target League Scoring System

 Samuel Miller	V	M	T86	22	24	46	6	22	23	45	21	91	21
 Brady Miller	JV	M	T64	22	20	42	6	19	22	41	7	83	7
 Jaiden Miller	N	F	T32	13	15	28	2	16	0	16	0	44	0
 Noah Miller	V	M	T149	23	20	43	0	23	22	45	1	88	1
 Sam Motzko	V	M	T268	18	24	42	15	18	21	39	6	81	6
 Sam Nelson	N	M										0	
 Marshall Nielsen	JV	M										0	
 Erik Olsen	V	M	T149	19	25	44	25	21	23	44	0	88	0
 Luther Prestemon	V	M	T165	22	21	43	0	21	23	44	0	87	0
 Clay Quiring	V	M	T221	19	22	41	4	22	21	43	7	84	7
 Elias Quiring	V	M	T86	21	25	46	27	21	24	45	11	91	11
 Matthew Riehn	N	M	T61	18	18	36	1	13	0	13	0	49	0
 Emily Rinas	JV	F	T13	18	23	41	2	20	19	39	6	80	6
 Davis Royle	V	M	T149	21	23	44	0	23	21	44	8	88	8
 Cameron Running	V	M	T86	22	23	45	5	25	21	46	2	91	2
 Suzy Running	JV	F	T38	17	16	33	0	19	16	35	0	68	0
 Derek Salaba	V	M	T12	24	24	48	2	24	24	48	12	96	12
 Luke Schewe	V	M	T86	21	23	44	2	23	24	47	17	91	17
 Cole Schiller	N	M										0	
 Steven Sickler	N	M										0	
 Hannah Singh	N	F										0	
 Karsten Singh	N	M										0	
 Liv Sorenson	N	F										0	

 Olaf Sorenson	V	M											0	
 Riley Stevens	JV	F	T40	20	16	36	0	15	16	31	1	67	1	
 Colton Swartwoudt	N	M	T68	15	21	36	9	12	0	12	1	48	1	
 Andrew Tarara	V	M	T291	20	23	43	11	14	22	36	18	79	18	
 Kurtis Trout	V	M	T277	22	18	40	2	21	19	40	0	80	0	
 Wesley Trout	JV	M	T136	18	22	40	4	18	20	38	1	78	1	
 Luke Ulve	N	M	T92	15	13	28	1	13	0	13	1	41	1	
 Jake Valek	JV	M										0		
 Garrett West	V	M	T46	25	24	49	24	22	22	44	0	93	0	
 Nick Winkels	JV	M	T12	21	20	41	0	24	24	48	19	89	19	
Target Count				53	53	106		53	43	96		202		

Team Totals



	Team Total	Team Rank	Team High Gun Male	Team High Gun Female
Novice	251	9	Joe Docken (54)	Jaiden Miller (44)
Jr. Varsity	437	3	Justin Brakke (91)	Shelby Mathews (87)
Varsity	462	11	Derek Salaba (96)	N/A
Team Qualification	462	11		

* Indicates athlete's ranking among his/her Classification and Gender
























** Indicates longest run of hits in reverse order. Used as a tie-breaker if necessary. Not all reverse runs are recorded.

DNQ indicates that the team did not qualify for the specified classification. A minimum of 5 athletes is required to compete in team competitions.
























Team: Prior Lake High School

Athlete	Class	Gender	Rank*	Session 1 Score				Session 2 Score				Total	
				Rnd 1	Rnd 2	Sub-Total	Rev Run	Rnd 1	Rnd 2	Sub-Total	Rev Run	Total Score	Rev Run**
 Jordan Albright	V	M	T291	19	19	38	2	20	21	41	9	79	9
 Cody Anderson	V	M	T68	22	24	46	11	23	23	46	16	92	16










USA Clay Target League Scoring System

 Joseph Arvidson	V	M	T129	21	23	44	11	21	24	45	14	89	14
 Jake Beer	V	M	T254	18	18	36	2	25	21	46	3	82	3
 Wyatt Benson	V	M	T12	23	25	48	29	24	24	48	2	96	2
 John Borchardt	V	M	T299	17	21	38	6	21	19	40	2	78	2
 Ben Brainard	JV	M	T201	17	15	32	4	20	21	41	6	73	6
 Caleb Brennan	V	M	T129	21	20	41	1	23	25	48	27	89	27
 Cody Cloos	V	M	T268	18	23	41	13	19	21	40	1	81	1
 Logan Cloos	V	M	T183	24	20	44	0	19	23	42	15	86	15
 Cory Compton	V	M	T165	23	23	46	2	21	20	41	0	87	0
 Blake Conrad	V	M	T86	25	23	48	9	21	22	43	3	91	3
 Shea Cook	JV	M	T40	21	23	44	15	22	19	41	7	85	7
 Chris Curry	V	M	T165	22	21	43	11	21	23	44	1	87	1
 Gabe Czajkowski	V	M	T101	21	24	45	2	22	23	45	5	90	5
 Dalton Dahlquist	V	M	T237	21	22	43	5	20	20	40	3	83	3
 Jacob Doll	V	M	T203	19	23	42	5	20	23	43	18	85	18
 Jacob Dorn	V	M	T165	23	22	45	4	24	18	42	3	87	3
 Kalob Dorn	V	M	T101	23	22	45	9	23	22	45	1	90	1
 Matthew Ehardt	V	M	T311	20	18	38	0	19	18	37	0	75	0
 Hunter Eschenbach	V	M	T24	22	24	46	9	24	25	49	35	95	35
 Dryden Felix	V	M	T12	25	25	50	50	24	22	46	5	96	5
 Brandt Fritze	V	M	T46	23	25	48	41	23	22	45	5	93	5
 Ethan Haglund	JV	M	T256	18	12	30	3	20	17	37	7	67	7
 Josh Huenecke	V	M	T291	18	21	39	10	21	19	40	3	79	3

USA Clay Target League Scoring System

 Carter Hunt	V	M	T203	24	21	45	0	20	20	40	3	85	3
 Justin Hunt	V	M	T277	19	23	42	9	18	20	38	4	80	4
 Ben Isemingel	V	M	T68	21	24	45	16	24	23	47	1	92	1
 Zach Johnson	V	M	T46	24	25	49	36	23	21	44	7	93	7
 Adam Kadrlik	V	M	T268	23	19	42	5	21	18	39	2	81	2
 Tyler Kingery	V	M	T183	19	24	43	13	21	22	43	1	86	1
 Skylar Klima	V	M	T183	21	20	41	1	24	21	45	0	86	0
 Zak Klingfus	V	M	T165	20	21	41	4	23	23	46	6	87	6
 Brandon Krivitz	V	M	T68	24	22	46	0	23	23	46	8	92	8
 Joshua Langhorst	JV	M	T84	21	21	42	2	22	18	40	5	82	5
 Reid Larson	V	M	T101	24	24	48	7	21	21	42	5	90	5
 Jake Lee	V	M	T4	24	25	49	41	25	24	49	22	98	22
 Jd Ludowese	JV	M	T51	24	19	43	0	21	20	41	0	84	0
 Joren Lund	V	M	T101	23	20	43	1	24	23	47	0	90	0
 Brendon Lynch	V	M	T203	21	22	43	3	20	22	42	3	85	3
 Gage McCarty	V	M	T299	22	20	42	9	23	13	36	1	78	1
 Jacob Mertens	JV	M	T136	22	19	41	3	20	17	37	2	78	2
 Walter Mirsch	V	M	T339	18	18	36	4	14	18	32	0	68	0
 Vincent Mosher	V	M	T203	21	21	42	7	19	24	43	18	85	18
 Seth Nelson	V	M	T203	21	22	43	8	21	21	42	1	85	1
 Sydney Nelson	V	F	23	18	20	38	0	18	18	36	0	74	0
 Ben Parks	V	M	T33	24	23	47	8	24	23	47	6	94	6
 Blaize Pedretti	JV	M	T152	20	17	37	9	18	22	40	19	77	19

USA Clay Target League Scoring System

 Kyle Peterson	JV	M	T96	20	19	39	0	19	23	42	10	81	10
 Julia Phelon	JV	F	T13	18	19	37	3	21	22	43	4	80	4
 Ben Provost	JV	M	T169	14	19	33	0	21	22	43	9	76	9
 Ryan Reamer	JV	M	T169	21	21	42	7	16	18	34	1	76	1
 Blake Rix	JV	M	T119	22	20	42	4	17	20	37	6	79	6
 Cole Roepke	V	M	T86	23	22	45	7	22	24	46	19	91	19
 Sam Schafer	V	M	T165	19	23	42	7	22	23	45	16	87	16
 Jake Sernett	JV	M	T14	22	19	41	9	23	24	47	15	88	15
 Nick Sexe	V	M	T68	23	25	48	37	22	22	44	0	92	0
 Olivia Smith	JV	F	3	20	21	41	6	22	23	45	0	86	0
 Brennen Stier	V	M	T129	20	21	41	5	24	24	48	0	89	0
 Noah Stowell	JV	M	T245	17	17	34	1	17	17	34	4	68	4
 Calvin Suor	V	M	T203	21	21	42	10	21	22	43	0	85	0
 Austin Swan	V	M	T165	21	22	43	4	20	24	44	16	87	16
 Alex Swanson	V	M	T291	23	18	41	8	22	16	38	1	79	1
 Justin Todd	V	M	T333	19	18	37	5	16	16	32	0	69	0
 Colton Warren	V	M	T68	24	21	45	3	23	24	47	22	92	22
 Dustin Wolf	JV	M	1	22	25	47	26	24	25	49	48	96	48
 Alex Yagla	V	M	T12	24	23	47	7	24	25	49	45	96	45
Target Count				67	67	134		67	67	134		268	

Team Totals

	Team Total	Team Rank	Team High Gun Male	Team High Gun Female
Novice	DNQ	DNQ	N/A	N/A
Jr. Varsity	439	2	Dustin Wolf (96)	Olivia Smith (86)
Varsity	481	2	Jake Lee (98)	Sydney Nelson (74)

Team Qualification	482	2		
---------------------------	-----	---	--	--

* Indicates athlete's ranking among his/her Classification and Gender

** Indicates longest run of hits in reverse order. Used as a tie-breaker if necessary. Not all reverse runs are recorded.

DNQ indicates that the team did not qualify for the specified classification. A minimum of 5 athletes is required to compete in team competitions.

Team: Shakopee High School

Athlete	Class	Gender	Rank*	Session 1 Score				Session 2 Score				Total	
				Rnd 1	Rnd 2	Sub-Total	Rev Run	Rnd 1	Rnd 2	Sub-Total	Rev Run	Total Score	Rev Run**
Nolan Barber	JV	M	T40	23	24	47	13	20	18	38	4	85	4
Joseph Bjorklund	JV	M	T152	21	18	39	6	19	19	38	0	77	0
Cooper Bongard	N	M	T115	11	11	22	0	6	0	6	1	28	1
Alainah Bowlds	JV	F	T23	21	19	40	12	15	20	35	9	75	9
Jack Bowman	N	M	T38	18	15	33	2	18	0	18	2	51	2
Sean Cochlin	JV	M	T184	21	17	38	2	19	18	37	0	75	0
Riley Dietz	JV	M	T64	21	22	43	6	21	19	40	0	83	0
Weston Dusoski	N	M	T38	20	14	34	1	17	0	17	0	51	0
Terrance Gavic	V	M	T101	21	24	45	4	21	24	45	8	90	8
Dylan Hack	JV	M	T96	20	18	38	4	23	20	43	2	81	2
Trent Hack	V	M	T333	15	16	31	0	17	21	38	0	69	0
Jack Hergott	N	M	T33	14	19	33	11	19	0	19	1	52	1
Ben Karst	JV	M	T261	15	17	32	1	18	15	33	0	65	0
Landon Karst	JV	M	T32	22	22	44	12	23	19	42	0	86	0
Ian Kerkow	V	M	T101	22	22	44	1	23	23	46	14	90	14
Sam Kern	JV	M	T184	16	18	34	0	20	21	41	9	75	9

USA Clay Target League Scoring System

Adam Kinsella	V	M	T183	21	20	41	6	22	23	45	5	86	5
Luke Kittock	N	M	T61	16	15	31	0	18	0	18	1	49	1
Mason Klehr	JV	M	3	23	21	44	4	24	24	48	9	92	9
Bryce Knox	V	M	T129	21	22	43	4	22	24	46	0	89	0
Madison Markgraf	JV	F	T27	19	17	36	0	16	21	37	4	73	4
Mylie Mattson	N	F	57	7	6	13	0	14	0	14	3	27	3
Madeline Meuwissen	JV	F	T17	21	22	43	6	18	17	35	0	78	0
Courtney Odenthal	JV	F	T11	18	20	38	7	23	20	43	6	81	6
Maxwell Pulk	V	M	T68	23	22	45	2	24	23	47	14	92	14
Tyler Roske	N	M	114	8	10	18	4	11	0	11	0	29	0
Aidan Roufs	JV	M	T223	17	17	34	0	18	19	37	2	71	2
Nicholas Rubash	N	M	104	11	15	26	1	9	0	9	0	35	0
Thomas Schmid	V	M	T304	21	17	38	4	19	20	39	3	77	3
Tristan Shanks	N	M	T26	16	20	36	5	18	0	18	5	54	5
Matthew Smieja	V	M	T183	21	23	44	1	19	23	42	7	86	7
Casey Stark	V	M	T33	22	23	45	4	25	24	49	6	94	6
Elle Strand	JV	F	T42	13	20	33	11	17	16	33	8	66	8
Kaitlin Strand	N	F	T53	8	12	20	8	14	0	14	2	34	2
Ivan Sunder	N	M	T123	8	5	13	0	6	0	6	1	19	1
Travis Theis	V	M	T254	18	19	37	0	22	23	45	2	82	2
Target Count				36	36	72		36	25	61		133	

Team Totals

	Team Total	Team Rank	Team High Gun Male	Team High Gun Female
Novice	257	6	Tristan Shanks (54)	Kaitlin Strand (34)

Jr. Varsity	427	10	Mason Klehr (92)	Courtney Odenthal (81)
Varsity	455	13	Casey Stark (94)	N/A
Team Qualification	458	12		

* Indicates athlete's ranking among his/her Classification and Gender

** Indicates longest run of hits in reverse order. Used as a tie-breaker if necessary. Not all reverse runs are recorded.

DNQ indicates that the team did not qualify for the specified classification. A minimum of 5 athletes is required to compete in team competitions.

Thank You to our Sponsors



