



Search for team:

Search athlete last name:

OR

Tournament Date:

June 17, 2016 - Class 4A

Report:

Leaderboard - Overall

FINAL RESULTS

## LEADERBOARD - OVERALL

Standings below indicate current ranking until "FINAL RESULTS" are posted.

### High Gun - Novice - Male

Athlete Last Name	Athlete First Name	Team Name	Total Score	Rank	Reverse Run*
Johnston	Reid	LeSueur-Henderson High School	68	1	
Duhoux	Eli	MACCRAY High School	65	2	
Smith-Mclain	Lane	Canby High School	62	3	

### High Gun - Novice - Female

Athlete Last Name	Athlete First Name	Team Name	Total Score	Rank	Reverse Run*
Johnson	Ivy	Annandale High School	63	1	
Borgmann	Harley Jo	Sibley East High School	61	2	
Laduke	Brianne	Warroad High School	59	3	

### High Gun - Jr. Varsity - Male

Athlete Last Name	Athlete First Name	Team Name	Total Score	Rank	Reverse Run*
Randall	Andrew	LeSueur-Henderson High School	97	1	23
Fulghum	Aiden	LeSueur-Henderson High School	97	2	7
Crompton	Remington	Warroad High School	96	3	

## High Gun - Jr. Varsity - Female

Athlete Last Name	Athlete First Name	Team Name	Total Score	Rank	Reverse Run*
Vogel	Katie	Apple Valley High School	92	1	
Johnston	Kathryn	Warroad High School	91	2	
Hoppe	Erika	LeSueur-Henderson High School	89	3	6

## High Gun - Varsity - Male

Athlete Last Name	Athlete First Name	Team Name	Total Score	Rank	Reverse Run*
Miller	Kory	Apple Valley High School	98	1	64
Legred	Blake	United South Central High School	98	2	56
Fogarty	Grant	Tri-City United High School	98	3	23

## High Gun - Varsity - Female

Athlete Last Name	Athlete First Name	Team Name	Total Score	Rank	Reverse Run*
Halstead	Maggie	Apple Valley High School	96	1	
Arndt	Jenny	LeSueur-Henderson High School	89	2	
Petersen	Audrey	Tri-City United High School	88	3	3

## High Gun - OVERALL

Athlete Last Name	Athlete First Name	Team Name	Total Score	Rank	Reverse Run*
Miller	Kory	Apple Valley High School	98	1	64
Legred	Blake	United South Central High School	98	2	56
Fogarty	Grant	Tri-City United High School	98	3	23

## TEAM TOTAL WINNERS

### Team Totals - Novice

Team Name	Team Total	Rank	High Gun
LeSueur-Henderson High School	288	1	
Canby High School	269	2	
Warroad High School	266	3	

### Team Totals - Jr. Varsity

Team Name	Team Total	Rank	High Gun
LeSueur-Henderson High School	461	1	

Warroad High School	458	2	
Orono High School	436	3	

## Team Totals - Varsity

Team Name	Team Total	Rank	High Gun
Apple Valley High School	481	1	
United South Central High School	468	2	
Pequot Lakes High School	463	3	

## Team Totals - Overall

Team Name	Team Total	Rank	High Gun
Apple Valley High School	481	1	
United South Central High School	470	2	
LeSueur-Henderson High School	467	3	
Pequot Lakes High School	463	4	

■ Indicates teams qualifying for the State Tournament.

Thank You to our Sponsors





**MARK  
ZAUHAR**



Minnesota Youth  
Shooting Foundation





Search for team:

Search athlete last name:

OR

Tournament Date:

Report:











June 17, 2016 - Class 4A

Tournament Scoring Summary






















FINAL RESULTS

# Tournament Scoring Summary

Team: Annandale High School

Athlete	Class	Gender	Rank*	Session 1 Score				Session 2 Score				Total	
				Rnd 1	Rnd 2	Sub-Total	Rev Run	Rnd 1	Rnd 2	Sub-Total	Rev Run	Total Score	Rev Run**
 Brady Brambrink	JV	M	T46	18	24	42	12	23	20	43	3	85	3
 Faith Bursch	N	F	T38	13	12	25	0					25	
 Zachery Clouthier	V	M	T242	20	14	34	3	21	22	43	0	77	0
 Zack Danielson	JV	M	T305	15	15	30	2	19	0	19	0	49	0
 Carissa Dougherty	N	F	T8	18	16	34	0	16	0	16	1	50	1
 Jace Erickson	N	M	T45	9	16	25	0	20	0	20	2	45	2
 Gavyn Hartwig	V	M	T224	21	20	41	0	18	20	38	3	79	3
 Nick Jacobson	V	M	T192	21	20	41	7	21	20	41	1	82	1
 Ivy Johnson	N	F	1	22	22	44	4	19	0	19	5	63	5
 Jacob Johnson	V	M	T34	21	24	45	12	22	25	47	27	92	27
Dan Jorgensen	V	M	T174	19	17	36	0	24	23	47	1	83	1

## USA Clay Target League Scoring System

														
 Tony Kotila	V	M	T65	21	20	41	2	24	24	48	1	89	1	
 Jasmine Lee	N	F	11	12	20	32	4	16	0	16	3	48	3	
 Jake Mader	V	M	T122	23	22	45	6	19	22	41	5	86	5	
 Morgan Mandel	JV	F	8	21	22	43	6	22	20	42	7	85	7	
 Wyatt Mavencamp	JV	M	T71	23	19	42	0	22	18	40	1	82	1	
 Maxwell McAlpin	V	M										0		
 Chris Munson	V	M	T253	18	17	35	0	22	19	41	3	76	3	
 Hunter Nyren	JV	M	T226	18	18	36	4	13	18	31	0	67	0	
 Nick Nyren	JV	M	T63	21	20	41	1	22	20	42	3	83	3	
 Jesse Odowd	V	M	T224	20	19	39	2	20	20	40	0	79	0	
 Myron Oswald	V	M	T136	21	18	39	0	22	24	46	15	85	15	
 Austin Pipo	V	M	291	17	23	40	5					40		
 Drew Roberts	N	M	T19	20	18	38	1	15	0	15	1	53	1	
 Aaron Sand	JV	M	T14	19	24	43	19	24	21	45	0	88	0	
 Evan Sand	N	M	T70	13	12	25	1	12	0	12	0	37	0	
 Austin Sanders	JV	M	T128	16	20	36	3	18	22	40	5	76	5	
 Thomas Segner	JV	M	T98	20	18	38	3	21	20	41	0	79	0	
 Sabrina Stolp	JV	F	T53	13	13	26	0	17	12	29	1	55	1	
 Alex Wrobbel	JV	M	T279	14	19	33	2	12	14	26	2	59	2	
 Zach Wrobbel	JV	M	T14	22	20	42	16	23	23	46	1	88	1	
<b>Target Count</b>				30	30	60		28	21	49		109		

## Team Totals

| Team Total | Team Rank | Team High Gun Male | Team High Gun Female |















<b>Novice</b>	259	5	Drew Roberts (53)	Ivy Johnson (63)
<b>Jr. Varsity</b>	429	7	Aaron Sand (88)	Morgan Mandel (85)
<b>Varsity</b>	435	16	Jacob Johnson (92)	N/A
<b>Team Qualification</b>	443	19		

\* Indicates athlete's ranking among his/her Classification and Gender
























\*\* Indicates longest run of hits in reverse order. Used as a tie-breaker if necessary. Not all reverse runs are recorded.

DNQ indicates that the team did not qualify for the specified classification. A minimum of 5 athletes is required to compete in team competitions.


### Team: Apple Valley High School

Athlete	Class	Gender	Rank*	Session 1 Score				Session 2 Score				Total	
				Rnd 1	Rnd 2	Sub-Total	Rev Run	Rnd 1	Rnd 2	Sub-Total	Rev Run	Total Score	Rev Run**
 Adam Albright	JV	M	T79	18	22	40	2	20	21	41	3	81	3
 Dylan Anderson	V	M	T47	22	23	45	10	23	23	46	12	91	12
 Ryan Baer	V	M	T16	23	23	46	3	24	24	48	4	94	4
 Jack Beckel	JV	M	T79	20	20	40	0	22	19	41	1	81	1
 Riley Black	JV	M	T128	19	19	38	0	20	18	38	6	76	6
 Alexis Cairy	JV	F										0	
 Brody Clausen	V	M	T152	21	20	41	1	21	22	43	4	84	4
 Shelby Clausen	JV	F	9	20	21	41	0	20	23	43	11	84	11
 Derek Davis	JV	M	T35	22	23	45	1	21	20	41	1	86	1
 Zachary Dilley	JV	M	T169	18	17	35	0	20	18	38	1	73	1
 Jordan Ellis	V	M	T136	22	23	45	18	21	19	40	0	85	0
 Caleb Erlandson	V	M	T5	24	25	49	36	24	24	48	4	97	4
 Trevor Grubb	V	M	T34	23	24	47	10	22	23	45	2	92	2
 Eric Gunderson	V	M	T16	23	23	46	0	25	23	48	2	94	2

## USA Clay Target League Scoring System

 Maggie Halstead	V	F	1	23	23	46	3	25	25	50	50	96	53
 Caleb Hoeft	JV	M	T25	23	21	44	3	22	21	43	2	87	2
 Gwendolyn Kelly	JV	F										0	
 Jack Kelly	JV	M	T194	16	21	37	0	19	15	34	2	71	2
 Josh Kivett	V	M	T152	17	21	38	9	23	23	46	6	84	6
 Sam Kivett	JV	M	T243	19	15	34	1	15	16	31	0	65	0
 Jordan Klett	V	M	T91	21	24	45	14	21	22	43	8	88	8
 Lucas Krejce	JV	M	T71	18	23	41	19	20	21	41	1	82	1
 Mac Larsen	JV	M	T194	18	20	38	5	12	21	33	4	71	4
 Nathan Luehrs	V	M	T103	21	25	46	37	19	22	41	2	87	2
 Jake Meide	V	M	T47	23	23	46	6	22	23	45	7	91	7
 Bryant Mickelson	V	M	T7	23	24	47	17	24	25	49	37	96	37
 Kory Miller	V	M	1	25	23	48	14	25	25	50	50	98	64
 Gunnar Overholser	V	M	T103	20	22	42	1	24	21	45	3	87	3
 Ben Peterson	V	M	T136	21	24	45	4	19	21	40	4	85	4
 Ryan Peterson	V	M	T16	24	24	48	8	23	23	46	4	94	4
 Eric Reimer	V	M	T103	22	21	43	0	23	21	44	1	87	1
 Jonathan Schulz	JV	M	T297	14	15	29	0	12	11	23	1	52	1
 Michael Stellmach	V	M	T65	19	24	43	1	25	21	46	6	89	6
 Justin Stremski	JV	M	T169	20	16	36	0	17	20	37	3	73	3
 Amanda Studer	V	F	4	23	22	45	6	20	23	43	1	88	1
 Katie Vogel	JV	F	1	24	24	48	1	21	23	44	4	92	4
 Jacob Volker	JV	M	T249	19	19	38	0	11	15	26	0	64	0



 Alexander Walker	JV	M	T118	21	20	41	1	16	20	36	5	77	5
<b>Target Count</b>				36	36	72		36	36	72		144	

## Team Totals












	Team Total	Team Rank	Team High Gun Male	Team High Gun Female
<b>Novice</b>	DNQ	DNQ	N/A	N/A
<b>Jr. Varsity</b>	431	6	Caleb Hoeft (87)	Katie Vogel (92)
<b>Varsity</b>	481	1	Kory Miller (98)	Maggie Halstead (96)
<b>Team Qualification</b>	481	1		















\* Indicates athlete's ranking among his/her Classification and Gender

\*\* Indicates longest run of hits in reverse order. Used as a tie-breaker if necessary. Not all reverse runs are recorded.

DNQ indicates that the team did not qualify for the specified classification. A minimum of 5 athletes is required to compete in team competitions.

## Team: Belgrade-Broten-Elrosa High School

Athlete	Class	Gender	Rank*	Session 1 Score				Session 2 Score				Total	
				Rnd 1	Rnd 2	Sub-Total	Rev Run	Rnd 1	Rnd 2	Sub-Total	Rev Run	Total Score	Rev Run**
 Tyler Baker	JV	M	T263	15	16	31	2	15	16	31	3	62	3
 Dawson Bitzan	JV	M	T230	22	16	38	0	15	13	28	0	66	0
 Elijah Buchholz	JV	M	T14	23	22	45	3	20	23	43	10	88	10
 Joe Feldman	JV	M	T284	19	19	38	4	10	9	19	1	57	1
 Ben Feuerhake	V	M	T174	22	18	40	0	21	22	43	6	83	6
 Jake Fischer	V	M	T122	18	24	42	20	22	22	44	3	86	3
 Mathew Fuchs	JV	M	T108	22	16	38	1	21	19	40	0	78	0
 Nicholas Fuchs	N	M	T26	12	18	30	4	20	0	20	5	50	5
 Grant Gregory	N	M	T26	15	16	31	0	19	0	19	4	50	4
 Chris Imdieke	JV	M	T230	14	14	28	2	19	19	38	1	66	1
 Dylan Kampsen	N	M	90	9	8	17	0	5	0	5	0	22	0

 Isaac Kampsen	JV	M	T230	18	22	40	13	15	11	26	0	66	0
 Cody Lewis	JV	M	T88	16	21	37	4	20	23	43	8	80	8
 Jayden Miller	N	M	T48	17	12	29	2	15	0	15	0	44	0
 Tristan Nelson	V	M	T122	19	22	41	1	23	22	45	1	86	1
 Jaden Pastian	N	M	T16	18	20	38	1	16	0	16	2	54	2
 Ben Schumann	JV	M	T230	16	18	34	0	16	16	32	1	66	1
 Ben Thompson	JV	M	T169	19	16	35	0	18	20	38	1	73	1
 Austin Trustheim	V	M	T34	21	22	43	1	24	25	49	42	92	42
 Payton Van Beck	JV	M	T205	18	20	38	10	17	15	32	5	70	5
 Austin Walz	JV	M	T230	11	18	29	2	16	21	37	3	66	3
 Jared Weller	JV	M	T71	20	19	39	2	23	20	43	15	82	15
 Riley Weller	JV	M	T230	17	19	36	3	14	16	30	3	66	3
 Peyton Winter	V	M	T224	20	18	38	0	22	19	41	4	79	4
 Austin Young	N	M	T54	15	17	32	3	10	0	10	0	42	0
<b>Target Count</b>				25	25	50		25	19	44		94	

## Team Totals

	Team Total	Team Rank	Team High Gun Male	Team High Gun Female
<b>Novice</b>	240	9	Jaden Pastian (54)	N/A
<b>Jr. Varsity</b>	401	21	Elijah Buchholz (88)	N/A
<b>Varsity</b>	426	19	Austin Trustheim (92)	N/A
<b>Team Qualification</b>	435	25		

\* Indicates athlete's ranking among his/her Classification and Gender

\*\* Indicates longest run of hits in reverse order. Used as a tie-breaker if necessary. Not all reverse runs are recorded.

DNQ indicates that the team did not qualify for the specified classification. A minimum of 5 athletes is required to compete in team competitions.

**Team: Belle Plaine High School**

■ . . . . .

Athlete	Class	Gender	Rank*	Session 1 Score				Session 2 Score				Total	
				Rnd 1	Rnd 2	Sub-Total	Rev Run	Rnd 1	Rnd 2	Sub-Total	Rev Run	Total Score	Rev Run**
Ashlyn Berscheit	N	F	24	14	10	24	3	15	0	15	1	39	1
Christopher Buege	JV	M	T128	18	17	35	6	22	19	41	2	76	2
Collin Fahey	JV	M	T230	15	16	31	1	12	23	35	3	66	3
Dalton Gau	JV	M	T35	24	21	45	7	19	22	41	1	86	1
Calvin Hartman	N	M	93	5	0	5	0	0	0	0	0	5	0
Brandon Heitz	V	M	T5	24	25	49	32	23	25	48	36	97	36
Josh Hennes	N	M	T58	15	11	26	2	15	0	15	2	41	2
Wyatt Herrmann	V	M	T65	20	23	43	12	23	23	46	11	89	11
Darren Jeurissen	JV	M	T108	22	18	40	2	21	17	38	1	78	1
Jacob Maresch	V	M	T122	23	19	42	6	23	21	44	1	86	1
Noah Meyeraan	N	M										0	
Jason Reimers	N	M	T78	11	10	21	3	12	0	12	0	33	0
Cody Rockman	JV	M	T274	12	11	23	1	17	20	37	12	60	12
Griffin Ruud	JV	M	T14	23	22	45	11	22	21	43	1	88	1
Makayla Seifert	JV	F	T19	16	18	34	1	21	21	42	15	76	15
Teddy Sellnow	N	M	T73	10	14	24	2	12	0	12	0	36	0
Emily Mae Stelten	N	F	5	15	22	37	4	19	0	19	1	56	1
Sara Stelten	JV	F	T6	21	23	44	0	20	22	42	7	86	7
Ryan Stier	JV	M	T71	21	23	44	10	20	18	38	4	82	4
Joseph Stoterau	N	M	T21	19	19	38	3	14	0	14	2	52	2
Tony Szaroletta	V	M	T10	23	25	48	40	23	24	47	17	95	17

Lacy Walerius	N	F	25	13	14	27	0	11	0	11	5	38	5
<b>Target Count</b>				21	20	41		20	13	33		74	

## Team Totals












	Team Total	Team Rank	Team High Gun Male	Team High Gun Female
<b>Novice</b>	226	12	Joseph Stoterau (52)	Emily Mae Stelten (56)
<b>Jr. Varsity</b>	420	10	Griffin Ruud (88)	Sara Stelten (86)
<b>Varsity</b>	DNQ	DNQ	Brandon Heitz (97)	N/A
<b>Team Qualification</b>	455	10		












\* Indicates athlete's ranking among his/her Classification and Gender

\*\* Indicates longest run of hits in reverse order. Used as a tie-breaker if necessary. Not all reverse runs are recorded.

DNQ indicates that the team did not qualify for the specified classification. A minimum of 5 athletes is required to compete in team competitions.

## Team: Bethlehem Academy of Faribault

Athlete	Class	Gender	Rank*	Session 1 Score				Session 2 Score				Total	
				Rnd 1	Rnd 2	Sub-Total	Rev Run	Rnd 1	Rnd 2	Sub-Total	Rev Run	Total Score	Rev Run**
 Sergei Campbell	JV	M										0	
 Bryn Caron	N	F										0	
 Isaac Caron	N	M										0	
 Breanna DeGrood	JV	F	T24	17	21	38	4	18	17	35	1	73	1
 Bo Dienst	JV	M	T46	23	21	44	9	22	19	41	2	85	2
 Hunter Dienst	JV	M	T108	19	19	38	0	22	18	40	3	78	3
 Tiernan Donahue	V	M	T152	23	23	46	4	21	17	38	1	84	1
 Gerald Friesen	N	M	T87	9	8	17	0	11	0	11	1	28	1
 Ben Jandro	V	M	T242	12	20	32	4	23	22	45	2	77	2
 Nolan King	N	M										0	
 Nick Kunze	V	M	T91	22	23	45	8	21	22	43	8	88	8

 Pat Markman	JV	M	T221	18	14	32	0	18	18	36	2	68	2
 Christian McDonough	JV	M	T118	20	19	39	1	20	18	38	2	77	2
 Parker Nelson	JV	M	T221	19	16	35	3	16	17	33	2	68	2
 Brianna Peterson	JV	F	T16	20	19	39	0	18	20	38	4	77	4
 Ashley Rost	JV	F	T38	19	14	33	0	18	15	33	2	66	2
 Mitchell Schuenke	N	M	T32	18	15	33	2	15	0	15	0	48	0
 Brian Sontheimer	V	M	T65	23	22	45	20	21	23	44	11	89	11
 Hannah Thompson	V	F	6	21	20	41	0	21	22	43	0	84	0
 Nick Tonjum	N	M	T81	14	7	21	0	11	0	11	4	32	4
 Isaac Van Thomme	JV	M	T284	12	10	22	0	16	19	35	0	57	0
 Parker Wagner	V	M	T16	24	25	49	29	22	23	45	6	94	6
<b>Target Count</b>				18	18	36		18	15	33		69	

## Team Totals


	Team Total	Team Rank	Team High Gun Male	Team High Gun Female
<b>Novice</b>	DNQ	DNQ	Mitchell Schuenke (48)	N/A
<b>Jr. Varsity</b>	390	24	Bo Dienst (85)	Brianna Peterson (77)
<b>Varsity</b>	439	15	Parker Wagner (94)	Hannah Thompson (84)
<b>Team Qualification</b>	440	21		

\* Indicates athlete's ranking among his/her Classification and Gender






















\*\* Indicates longest run of hits in reverse order. Used as a tie-breaker if necessary. Not all reverse runs are recorded.

DNQ indicates that the team did not qualify for the specified classification. A minimum of 5 athletes is required to compete in team competitions.

## Team: Bloomington Jefferson High School

Athlete	Class	Gender	Rank*	Session 1 Score				Session 2 Score				Total	
				Rnd 1	Rnd 2	Sub-Total	Rev Run	Rnd 1	Rnd 2	Sub-Total	Rev Run	Total Score	Rev Run**
 William Benson	V	M	T136	24	20	44	1	20	21	41	9	85	9

## USA Clay Target League Scoring System

 Lee Bilbee	JV	M	T154	20	18	38	2	18	18	36	2	74	2
 Maddie Bohrnstedt	JV	F	23	21	18	39	0	16	20	36	3	75	3
 Sean Culp	V	M	T263	22	20	42	5	16	16	32	5	74	5
 Noah DeBruin	JV	M	T183	12	19	31	0	19	22	41	3	72	3
 Alex Erickson	JV	M	T128	20	18	38	2	17	21	38	0	76	0
 Gavin Frey	JV	M	T263	13	15	28	1	18	16	34	0	62	0
 Andrew Mackinnon	JV	M	T128	20	19	39	1	20	17	37	1	76	1
 Connor Mortinson	V	M	T224	21	15	36	4	22	21	43	5	79	5
 Nathan Noma	JV	M	T63	19	21	40	6	21	22	43	7	83	7
 Jacob Olson	JV	M	T243	17	17	34	0	18	13	31	0	65	0
 Jon Parsons	V	M	T122	20	19	39	1	22	25	47	28	86	28
 Mason Sanborn	JV	M	T14	24	22	46	6	18	24	42	4	88	4
 Jack Speer	V	M	T224	20	20	40	6	19	20	39	1	79	1
 Joe Sprynczynatyk	JV	M	T194	18	21	39	13	14	18	32	2	71	2
 Tyler Sprynczynatyk	V	M										0	
 Zachary Sveningson	JV	M	T249	16	19	35	7	14	15	29	0	64	0
 Brett Thielen	JV	M	T183	21	17	38	3	14	20	34	7	72	7
 Patrick Vidmar	V	M	T7	24	24	48	6	25	23	48	8	96	8
 Hayden Wege	JV	M	T98	19	20	39	9	20	20	40	1	79	1
 Sarah Weyrauch	JV	F	T24	19	18	37	5	18	18	36	0	73	0
 Bryce Zuch	JV	M	T154	20	17	37	0	19	18	37	1	74	1
<b>Target Count</b>				21	21	42		21	21	42		84	

## Team Totals

| Team Total | Team Rank | Team High Gun Male | Team High Gun Female |

<b>Novice</b>	DNQ	DNQ	N/A	N/A
<b>Jr. Varsity</b>	402	19	Mason Sanborn (88)	Maddie Bohrnstedt (75)
<b>Varsity</b>	425	21	Patrick Vidmar (96)	N/A
<b>Team Qualification</b>	438	23		

\* Indicates athlete's ranking among his/her Classification and Gender

\*\* Indicates longest run of hits in reverse order. Used as a tie-breaker if necessary. Not all reverse runs are recorded.

DNQ indicates that the team did not qualify for the specified classification. A minimum of 5 athletes is required to compete in team competitions.

### Team: Breckenridge High School

Athlete	Class	Gender	Rank*	Session 1 Score				Session 2 Score				Total	
				Rnd 1	Rnd 2	Sub-Total	Rev Run	Rnd 1	Rnd 2	Sub-Total	Rev Run	Total Score	Rev Run**
Laura Avelsgard	N	F	T38	6	11	17	1	8	0	8	0	25	0
Lewis Avelsgard	JV	M	T10	23	24	47	11	20	22	42	15	89	15
Sam Bakken	V	M	T34	22	24	46	18	21	25	46	30	92	30
Charlie Boldingh	V	M	T58	25	23	48	0	21	21	42	2	90	2
Jacob Bullis	V	M	T263	21	21	42	6	17	15	32	5	74	5
Nicholas Bullis	V	M	T212	20	21	41	4	23	16	39	4	80	4
Michael Burhans	V	M	T47	22	21	43	5	24	24	48	3	91	3
Andrew Etzler	JV	M	T154	18	19	37	4	18	19	37	7	74	7
James Finkral	V	M	T103	20	23	43	12	23	21	44	0	87	0
Ethan Friederichs	JV	M	T46	22	20	42	0	19	24	43	1	85	1
Jonah Friederichs	JV	M	T274	14	20	34	2	13	13	26	1	60	1
Max Glueckert	V	M	T152	18	21	39	12	21	24	45	16	84	16
Andrew Hansen	N	M	T51	10	20	30	1	13	0	13	1	43	1
Austin Haugen	JV	M	T268	17	17	34	5	14	13	27	5	61	5

Carson Hought	JV	M	T145	19	18	37	0	20	18	38	1	75	1
Treyton Hought	V	M	T58	20	25	45	33	24	21	45	1	90	1
Gavin Johnson	JV	M	T221	17	16	33	2	14	21	35	1	68	1
Max Johnson	V	M	T174	19	19	38	0	22	23	45	2	83	2
Ben Krump	N	M	T73	10	13	23	0	13	0	13	0	36	0
Dylan Pearson	JV	M	T268	13	18	31	3	16	14	30	2	61	2
Dillon Petersen	V	M	T174	19	22	41	4	23	19	42	1	83	1
Seth Schreiber	N	M	T58	16	15	31	0	10	0	10	0	41	0
Sawyer Schuler	N	M	T87	14	11	25	2	3	0	3	0	28	0
Christopher Tolbert	JV	M	T268	15	17	32	0	15	14	29	0	61	0
Connor Twidwell	JV	M	T108	17	21	38	4	20	20	40	4	78	4
<b>Target Count</b>				25	25	50		25	20	45		95	

## Team Totals

	Team Total	Team Rank	Team High Gun Male	Team High Gun Female
<b>Novice</b>	173	15	Andrew Hansen (43)	Laura Avelsgard (25)
<b>Jr. Varsity</b>	401	20	Lewis Avelsgard (89)	N/A
<b>Varsity</b>	450	10	Sam Bakken (92)	N/A
<b>Team Qualification</b>	452	16		

\* Indicates athlete's ranking among his/her Classification and Gender

\*\* Indicates longest run of hits in reverse order. Used as a tie-breaker if necessary. Not all reverse runs are recorded.

DNQ indicates that the team did not qualify for the specified classification. A minimum of 5 athletes is required to compete in team competitions.

## Team: Canby High School

Athlete	Class	Gender	Rank*	Session 1 Score				Session 2 Score				Total	
				Rnd 1	Rnd 2	Sub-Total	Rev Run	Rnd 1	Rnd 2	Sub-Total	Rev Run	Total Score	Rev Run**
Issac Bach	N	M	T66	12	14	26	0	13	0	13	0	39	0



Joseph Bach	JV	M	T46	21	21	42	2	22	21	43	1	85	1
Dylan Bruns	N	M	T58	14	11	25	0	16	0	16	3	41	3
Michael Callens	JV	M	T79	22	22	44	2	19	18	37	2	81	2
Hunter Cleveland	N	M	T85	10	13	23	1	6	0	6	0	29	0
Wyatt Eilers	V	M	T152	20	19	39	0	21	24	45	4	84	4
Brady Gravdal	N	M	T4	23	18	41	1	20	0	20	4	61	4
Reed Hansen	JV	M	T25	21	22	43	3	22	22	44	2	87	2
Adrian Knutson	N	M	T48	13	17	30	0	14	0	14	2	44	2
Cameron Maynard	JV	M	T194	16	16	32	1	19	20	39	2	71	2
Anton Millner	N	M	T40	15	16	31	0	15	0	15	0	46	0
Denver Noyes	JV	M	T88	19	21	40	10	22	18	40	0	80	0
Shane Noyes	N	M	T9	18	17	35	1	21	0	21	7	56	7
Lane Smith-Mclain	N	M	3	21	19	40	2	22	0	22	1	62	1
William Weber	N	M	T83	13	6	19	0	11	0	11	0	30	0
<b>Target Count</b>				15	15	30		15	6	21		51	

## Team Totals

	Team Total	Team Rank	Team High Gun Male	Team High Gun Female
<b>Novice</b>	269	2	Lane Smith-Mclain (62)	N/A
<b>Jr. Varsity</b>	404	18	Reed Hansen (87)	N/A
<b>Varsity</b>	DNQ	DNQ	Wyatt Eilers (84)	N/A
<b>Team Qualification</b>	417	30		

\* Indicates athlete's ranking among his/her Classification and Gender

\*\* Indicates longest run of hits in reverse order. Used as a tie-breaker if necessary. Not all reverse runs are recorded.

DNQ indicates that the team did not qualify for the specified classification. A minimum of 5 athletes is required to compete in team competitions.

**Team: Cleveland High School**

• • • • •

Athlete	Class	Gender	Rank*	Session 1 Score				Session 2 Score				Total	
				Rnd 1	Rnd 2	Sub-Total	Rev Run	Rnd 1	Rnd 2	Sub-Total	Rev Run	Total Score	Rev Run**
Brianna Baker	JV	F	46	15	16	31	3	12	18	30	8	61	8
Josh Baker	JV	M	T88	17	21	38	11	22	20	42	0	80	0
Gillian Baumgartner	JV	F	T16	21	21	42	10	19	16	35	2	77	2
Makenzie Baumgartner	JV	F	T4	22	23	45	12	23	21	44	0	89	0
Blake Bock	JV	M	T230	16	21	37	3	12	17	29	1	66	1
Parker Bonogofsky	V	M	T192	21	20	41	4	19	22	41	1	82	1
Matthew Brenke	JV	M	T169	18	17	35	2	19	19	38	0	73	0
Brendon Brown	JV	M	T169	18	18	36	0	19	18	37	5	73	5
Travis Burt	JV	M	T154	18	21	39	0	16	19	35	1	74	1
Mason Conroy	JV	M	T169	14	20	34	0	22	17	39	1	73	1
Joshua Dawald	JV	M										0	
Nick Douglas	JV	M	T205	16	19	35	0	15	20	35	1	70	1
Brandon Ellickson	V	M	T23	23	24	47	0	23	23	46	9	93	9
Cody Germscheid	JV	M	T299	13	11	24	0	12	14	26	3	50	3
Sydnee Germscheid	JV	F										0	
Jackson Gibbs	JV	M	T293	13	13	26	0	14	14	28	1	54	1
Caleb Hankins	JV	M										0	
Sam Kaderlik	JV	M	T51	21	23	44	17	16	24	40	24	84	24
Brett Klassen	JV	M	T14	21	20	41	2	22	25	47	34	88	34
Evan Koppelman	JV	M	T51	21	19	40	8	22	22	44	13	84	13
Kaden Kortuem	JV	M	296	12	13	25	0	14	14	28	0	53	0

Ben Miller	V	M	284	15	16	31	1	22	12	34	1	65	1
Kyle Pope	V	M	T192	19	23	42	12	21	19	40	0	82	0
Travis Robb	V	M	T122	22	20	42	3	22	22	44	6	86	6
Michael Sullivan	JV	M										0	
Dylan Towne	JV	M	T210	19	15	34	1	19	16	35	0	69	0
Logan Treanor	JV	M	T210	19	21	40	9	17	12	29	0	69	0
Nick Vansickle	JV	M										0	
Gabbi Wenker	JV	F	T29	22	17	39	8	16	16	32	0	71	0
Gavin Wenker	JV	M	T118	17	21	38	4	21	18	39	6	77	6
Jacob Zimmerman	JV	M	T98	18	21	39	6	19	21	40	2	79	2
<b>Target Count</b>				26	26	52		26	26	52		104	

## Team Totals

	Team Total	Team Rank	Team High Gun Male	Team High Gun Female
<b>Novice</b>	DNQ	DNQ	N/A	N/A
<b>Jr. Varsity</b>	425	8	Brett Klassen (88)	Makenzie Baumgartner (89)
<b>Varsity</b>	408	26	Brandon Ellickson (93)	N/A
<b>Team Qualification</b>	440	22		

\* Indicates athlete's ranking among his/her Classification and Gender

\*\* Indicates longest run of hits in reverse order. Used as a tie-breaker if necessary. Not all reverse runs are recorded.

DNQ indicates that the team did not qualify for the specified classification. A minimum of 5 athletes is required to compete in team competitions.

## Team: Crookston High School

Athlete	Class	Gender	Rank*	Session 1 Score				Session 2 Score				Total	
				Rnd 1	Rnd 2	Sub-Total	Rev Run	Rnd 1	Rnd 2	Sub-Total	Rev Run	Total Score	Rev Run**
Jonathan Abeld	JV	M	T128	20	21	41	5	17	18	35	1	76	1
Ty Baig	N	M										0	

## USA Clay Target League Scoring System

Sawyer Bernd	N	M	T35	16	16	32	4	15	0	15	1	47	1
Caden Bruley	JV	M	T79	22	18	40	0	18	23	41	3	81	3
Erik Coauette	N	M	T9	20	16	36	0	20	0	20	5	56	5
Thomas Cymbaluk	JV	M	T79	19	22	41	1	22	18	40	0	81	0
Sabrina Delorme	N	F	T13	14	19	33	0	13	0	13	2	46	2
Emily Gillette	N	F	15	10	18	28	6	17	0	17	3	45	3
Brooke Gornowicz	JV	F	T32	19	13	32	1	17	20	37	4	69	4
Gunnar Gunderson	N	M										0	
Dylan Haller	JV	M	T35	23	24	47	24	20	19	39	5	86	5
Ty Hamre	V	M	T224	21	18	39	0	19	21	40	4	79	4
Nicholas Haugen	N	M										0	
Zach Johnson	N	M	92	4	7	11	0	5	0	5	0	16	0
Ariel Laplante	JV	F	T11	21	18	39	4	20	22	42	8	81	8
Macy Larson	JV	F	T38	11	19	30	6	16	20	36	2	66	2
Perry Larson	JV	M	T210	20	17	37	1	16	16	32	0	69	0
Wyatt Lukow	JV	M	T210	16	20	36	7	16	17	33	2	69	2
Noah Metzger	V	M	T235	19	21	40	5	18	20	38	0	78	0
Ellie Morlan	JV	F	T51	21	12	33	3	12	11	23	1	56	1
Steven Newquist	V	M	T174	21	22	43	2	19	21	40	0	83	0
Cameron Niemela	JV	M	T10	23	22	45	12	23	21	44	3	89	3
Dilon Owens	JV	M	T154	19	19	38	4	17	19	36	4	74	4
Jacob Owens	V	M	T34	23	24	47	10	22	23	45	4	92	4
Mason Owens	N	M	T9	19	20	39	3	17	0	17	1	56	1

Jade Selzler	V	M	T205	17	21	38	4	20	23	43	2	81	2
Castor Stroot	N	M	T51	16	15	31	0	12	0	12	1	43	1
Hannah Tahrn	N	F	23	17	13	30	4	10	0	10	1	40	1
Casey Tiedemann	JV	M	T154	18	18	36	2	16	22	38	7	74	7
Cole Tiedemann	JV	M	T194	21	14	35	3	19	17	36	0	71	0
Max Tiedemann	N	M	T81	9	11	20	0	12	0	12	0	32	0
Jake Wagner	JV	M	T230	17	14	31	0	15	20	35	14	66	14
<b>Target Count</b>				29	29	58		29	20	49		107	

## Team Totals

	Team Total	Team Rank	Team High Gun Male	Team High Gun Female
<b>Novice</b>	250	8	Mason Owens (56)	Sabrina Delorme (46)
<b>Jr. Varsity</b>	418	11	Cameron Niemela (89)	Ariel Laplante (81)
<b>Varsity</b>	413	25	Jacob Owens (92)	N/A
<b>Team Qualification</b>	431	27		

\* Indicates athlete's ranking among his/her Classification and Gender

\*\* Indicates longest run of hits in reverse order. Used as a tie-breaker if necessary. Not all reverse runs are recorded.

DNQ indicates that the team did not qualify for the specified classification. A minimum of 5 athletes is required to compete in team competitions.

## Team: Detroit Lakes High School

Athlete	Class	Gender	Rank*	Session 1 Score				Session 2 Score				Total	
				Rnd 1	Rnd 2	Sub-Total	Rev Run	Rnd 1	Rnd 2	Sub-Total	Rev Run	Total Score	Rev Run**
Brady Amundson	V	M	T212	19	21	40	0	20	20	40	3	80	3
Matt Andresen	JV	M	T230	14	13	27	0	19	20	39	5	66	5
Mason Borash	N	M	T16	21	18	39	0	15	0	15	3	54	3
Ricky Borash	V	M	T10	24	25	49	32	22	24	46	18	95	18
Malcolm Bradbury	V	M	T212	21	23	44	2	21	15	36	0	80	0

## USA Clay Target League Scoring System

Sam Busker	V	M	T205	17	21	38	8	22	21	43	3	81	3
Aaron Conklin	V	M	T268	24	18	42	0	17	14	31	0	73	0
Colton Davis	V	M	T91	22	22	44	2	21	23	44	4	88	4
Carson Disse	V	M	T65	22	23	45	7	21	23	44	14	89	14
Eli Disse	V	M	T192	23	16	39	2	20	23	43	7	82	7
Zack Frohman	V	M										0	
Terron Gettel	V	M	T235	19	20	39	1	21	18	39	3	78	3
Olivia Gravelle	N	F										0	
Ray Greggersen	V	M	T253	16	20	36	1	21	19	40	0	76	0
Payton Jackson	N	M	T61	15	12	27	0	13	0	13	0	40	0
Adam Jaroszewski	V	M	T174	20	21	41	4	24	18	42		83	
Nick Larson	N	M	T26	18	16	34	0	16	0	16	1	50	1
Tyler Lawrence	V	M	T235	19	24	43	21	19	16	35	0	78	0
Nolan Mann	JV	M	T256	18	17	35	2	17	11	28	1	63	1
Kaia McDonald	N	F										0	
Annika Merkens	JV	F	T34	16	14	30	5	19	19	38	2	68	2
Dillon Oien	V	M	T91	19	22	41	2	25	22	47	7	88	7
Kelvin Price	JV	M	T88	21	20	41	6	20	19	39	0	80	0
Kade Ramsey	V	M	T103	25	22	47	6	21	19	40	7	87	7
Jacob Retz	V	M	T174	20	22	42	9	20	21	41	10	83	10
Brodie Savig	V	M	T152	19	22	41	9	21	22	43	2	84	2
Carson Sonstegard	V	M	T174	23	20	43	1	21	19	40	5	83	5
Jacob Teiken	V	M	T103	23	23	46	1	20	21	41	1	87	1

Jenna Tollefson	N	F	T36	9	9	18	0	9	0	9	0	27	0
Tyler Tollefson	JV	M	T243	16	13	29	0	20	16	36	0	65	0
Carson Tunheim	V	M	T253	20	21	41	0	20	15	35	1	76	1
Blake Weber	V	M	T212	23	19	42	0	19	19	38	3	80	3
Alex Willette	V	M	T103	23	22	45	4	23	19	42	1	87	1
<b>Target Count</b>				30	30	60		30	26	56		116	

## Team Totals








	Team Total	Team Rank	Team High Gun Male	Team High Gun Female
<b>Novice</b>	DNQ	DNQ	Mason Borash (54)	Jenna Tollefson (27)
<b>Jr. Varsity</b>	342	30	Kelvin Price (80)	Annika Merkens (68)
<b>Varsity</b>	447	11	Ricky Borash (95)	N/A
<b>Team Qualification</b>	447	17		

















\* Indicates athlete's ranking among his/her Classification and Gender

\*\* Indicates longest run of hits in reverse order. Used as a tie-breaker if necessary. Not all reverse runs are recorded.

DNQ indicates that the team did not qualify for the specified classification. A minimum of 5 athletes is required to compete in team competitions.

## Team: Heritage Christian Academy

Athlete	Class	Gender	Rank*	Session 1 Score				Session 2 Score				Total	
				Rnd 1	Rnd 2	Sub-Total	Rev Run	Rnd 1	Rnd 2	Sub-Total	Rev Run	Total Score	Rev Run**
 Philip Berge	V	M	T224	19	21	40	3	21	18	39	2	79	2
 Carson Booms	JV	M	T88	22	20	42	3	18	20	38	6	80	6
 Josh Caplinger	N	M	T40	14	18	32	3	14	0	14	0	46	0
 Connor Galloway	JV	M	T256	9	18	27	0	19	17	36	4	63	4
 Jared Hamilton	V	M	T192	20	23	43	10	21	18	39	0	82	0
 Luke Hamilton	N	M	T66	12	13	25	0	14	0	14	3	39	3
 Cameron Johansen	N	M	T24	19	16	35	1	16	0	16	0	51	0

 Joey Jones	V	M	T23	24	24	48	22	22	23	45	7	93	7
 Dillon Knaggs	JV	M	T288	15	15	30	0	11	15	26	0	56	0
 Simone Lundquist	N	F	32	7	9	16	0	16	0	16	5	32	5
 Taylor Lundquist	N	F	10	15	20	35	2	14	0	14	0	49	0
 Jenna Mudd	N	F	T16	16	14	30	6	14	0	14	0	44	0
 Jordon Mudd	V	M	T136	17	24	41	20	23	21	44	8	85	8
 Jared Nordstrom	JV	M	T51	21	20	41	0	20	23	43	20	84	20
 Josh Nordstrom	V	M	T23	23	23	46	0	24	23	47	7	93	7
 Hannah Petersen	N	F										0	
 Luke Smith	JV	M	T118	16	20	36	0	19	22	41	6	77	6
 Josiah Snuffer	N	M	91	5	5	10	0	10	0	10	1	20	1
 Ethan Virshek	N	M	T61	10	15	25	1	15	0	15	2	40	2
 Laura Virshek	N	F	T28	10	10	20	0	15	0	15	2	35	2
 Zach Westlake	V	M	T103	21	22	43	1	21	23	44	4	87	4
 Jenna Wicht	N	F	33	7	12	19	0	12	0	12	1	31	1
 Joni Wicht	JV	F	48	13	20	33	0	13	13	26	4	59	4
<b>Target Count</b>				22	22	44		22	12	34		78	

## Team Totals

	Team Total	Team Rank	Team High Gun Male	Team High Gun Female
<b>Novice</b>	230	11	Cameron Johansen (51)	Taylor Lundquist (49)
<b>Jr. Varsity</b>	363	27	Jared Nordstrom (84)	Joni Wicht (59)
<b>Varsity</b>	440	14	Josh Nordstrom (93)	N/A
<b>Team Qualification</b>	442	20		




















\* Indicates athlete's ranking among his/her Classification and Gender






\*\* Indicates longest run of hits in reverse order. Used as a tie-breaker if necessary. Not all reverse runs are recorded.

DNQ indicates that the team did not qualify for the specified classification. A minimum of 5 athletes is required to compete in team competitions.



## Team: Holy Family Catholic High School

Athlete	Class	Gender	Rank*	Session 1 Score				Session 2 Score				Total	
				Rnd 1	Rnd 2	Sub-Total	Rev Run	Rnd 1	Rnd 2	Sub-Total	Rev Run	Total Score	Rev Run**
 Matt Anderson	JV	M	316	17	16	33	0					33	
 Jacob Brekke	JV	M	315	19	15	34	0					34	
 Brandon Bueltel	V	M	T174	22	18	40	2	20	23	43	19	83	19
 Dylan Bueltel	V	M	T136	16	23	39	13	24	22	46	4	85	4
 Nick Burke	JV	M	T194	19	17	36	0	19	16	35	0	71	0
 Ben Charpentier	V	M	T65	23	21	44	1	23	22	45	1	89	1
 Dan Consoer	V	M	T23	23	23	46	3	23	24	47	0	93	0
 Matt Deavan	JV	M	T268	16	14	30	6	15	16	31	1	61	1
 Mick Egan	V	M	T91	23	23	46	3	20	22	42	11	88	11
 Ruth Farner	JV	F	T19	22	20	42	3	15	19	34	5	76	5
 Aidan Greene	JV	M	T108	20	21	41	11	19	18	37	3	78	3
 Grace Greseth	N	F	4	21	17	38	0	19	0	19	2	57	2
 Freemont Gruss lii	V	M	T65	24	22	46	15	23	20	43	2	89	2
 Trevor Halliwill	V	M	T289	22	21	43	0					43	
 Calvin Jenkins	V	M	286	14	16	30	1	18	11	29	0	59	0
 Jake Kirsch	N	M	T61	9	13	22	7	18	0	18	8	40	8
 Ava Kunze	N	F	T34	8	11	19	0	9	0	9	0	28	0
 Tommy Lisko	V	M	T224	18	19	37	6	20	22	42	13	79	13
 Jaedin Ness	V	M	T289	20	23	43	7					43	

 Haley Notermann	N	F	40	8	8	16	1	8	0	8	0	24	0
 Jack Ryan	JV	M	T71	19	19	38	1	22	22	44	4	82	4
 Drew Swanson	V	M	T16	23	25	48	31	23	23	46	2	94	2
 Will Swanson	V	M	T152	22	22	44	0	20	20	40	5	84	5
 Walter Treat	JV	M	T194	19	18	37	1	17	17	34	0	71	0
<b>Target Count</b>				24	24	48		20	16	36		84	

## Team Totals








	Team Total	Team Rank	Team High Gun Male	Team High Gun Female
<b>Novice</b>	DNQ	DNQ	Jake Kirsch (40)	Grace Greseth (57)
<b>Jr. Varsity</b>	378	26	Jack Ryan (82)	Ruth Farner (76)
<b>Varsity</b>	453	8	Drew Swanson (94)	N/A
<b>Team Qualification</b>	453	13		

\* Indicates athlete's ranking among his/her Classification and Gender

\*\* Indicates longest run of hits in reverse order. Used as a tie-breaker if necessary. Not all reverse runs are recorded.

DNQ indicates that the team did not qualify for the specified classification. A minimum of 5 athletes is required to compete in team competitions.

## Team: Jordan High School

Athlete	Class	Gender	Rank*	Session 1 Score				Session 2 Score				Total	
				Rnd 1	Rnd 2	Sub-Total	Rev Run	Rnd 1	Rnd 2	Sub-Total	Rev Run	Total Score	Rev Run**
 Michael Aho	JV	M	T274	8	15	23	2	21	16	37	0	60	0
 Anna Albright	JV	F	49	16	10	26	0	16	16	32	0	58	0
 Joshua Backlund	JV	M	T268	14	17	31	2	16	14	30	4	61	4
 Drew Beach	V	M	T152	23	21	44	2	20	20	40	0	84	0
 Jacob Bischof	JV	M	T6	21	23	44	4	24	24	48	14	92	14
 Thomas Bischof	V	M	T23	23	23	46	1	22	25	47	26	93	26
 Ben Dardis	V	M	T212	19	21	40	3	19	21	40	2	80	2

## USA Clay Target League Scoring System

<b>J</b>	Remy Derochie	JV	M	T63	17	21	38	3	22	23	45	12	83	12
<b>J</b>	Dan Dvorak	JV	M										0	
<b>J</b>	Damon Fiering	JV	M	T249	18	13	31	0	16	17	33	1	64	1
<b>J</b>	Jake Johnson	V	M	T192	19	23	42	7	19	21	40	8	82	8
<b>J</b>	Noah Knox	JV	M	T108	25	20	45	3	11	22	33	0	78	0
<b>J</b>	Andrew Koenig	V	M	T212	22	20	42	1	22	16	38	0	80	0
<b>J</b>	Molly O'Hern	JV	F	T51	16	14	30	0	14	12	26	2	56	2
<b>J</b>	Ray Oehlerking	V	M	T103	21	25	46	29	19	22	41	1	87	1
<b>J</b>	Jacob Olson	V	M										0	
<b>J</b>	Ellie Quern	V	F	11	15	19	34	1	22	18	40	4	74	4
<b>J</b>	Ally Rasmussen	V	F	8	20	19	39	1	20	20	40	0	79	0
<b>J</b>	Joseph Robling	V	M	T23	23	23	46	10	25	22	47	2	93	2
<b>J</b>	Willie Robling	V	M	T103	22	22	44	4	21	22	43	0	87	0
<b>J</b>	Nathan Schmidt	JV	M	313	11	10	21	1	11	6	17	0	38	0
<b>J</b>	Cheylub Schmitt	JV	M	T128	21	15	36	0	20	20	40	4	76	4
<b>J</b>	Tyler Schmitt	V	M	T122	21	22	43	6	21	22	43	4	86	4
<b>J</b>	Nathan Schneider	V	M										0	
<b>J</b>	William Soderbeck	V	M	T212	20	18	38	1	23	19	42	1	80	1
<b>J</b>	Jacob Stay	V	M	T65	24	20	44	0	24	21	45	1	89	1
<b>J</b>	Dylan Theis	JV	M	T299	9	15	24	0	12	14	26	0	50	0
<b>J</b>	Tony Yates	V	M	T65	22	22	44	6	21	24	45	2	89	2
<b>J</b>	Jakob Young	V	M	T261	19	20	39	7	15	21	36	3	75	3
<b>J</b>	Joshua Young	V	M	T277	15	18	33	6	17	20	37	1	70	1

<b>Target Count</b>				27	27	54		27	27	54		108	
---------------------	--	--	--	----	----	----	--	----	----	----	--	-----	--

## Team Totals

	Team Total	Team Rank	Team High Gun Male	Team High Gun Female
<b>Novice</b>	DNQ	DNQ	N/A	N/A
<b>Jr. Varsity</b>	393	23	Jacob Bischof (92)	Anna Albright (58)
<b>Varsity</b>	451	9	Thomas Bischof (93)	Ally Rasmussen (79)
<b>Team Qualification</b>	456	8		

\* Indicates athlete's ranking among his/her Classification and Gender

\*\* Indicates longest run of hits in reverse order. Used as a tie-breaker if necessary. Not all reverse runs are recorded.

DNQ indicates that the team did not qualify for the specified classification. A minimum of 5 athletes is required to compete in team competitions.

## Team: Kasson-Mantorville High School

Athlete	Class	Gender	Rank*	Session 1 Score				Session 2 Score				Total	
				Rnd 1	Rnd 2	Sub-Total	Rev Run	Rnd 1	Rnd 2	Sub-Total	Rev Run	Total Score	Rev Run**
Dj Allen	V	M	T103	22	22	44	8	22	21	43	9	87	9
Luke Chilson	JV	M	T79	19	25	44	25	17	20	37	0	81	0
John Klinkhammer	V	M	T65	23	20	43	2	24	22	46	2	89	2
Alex McElmury	JV	M	T88	22	19	41	0	16	23	39	2	80	2
Brayden Tjosaas	JV	M	T249	13	17	30	0	16	18	34	0	64	0
<b>Target Count</b>				5	5	10		5	5	10		20	

## Team Totals

	Team Total	Team Rank	Team High Gun Male	Team High Gun Female
<b>Novice</b>	DNQ	DNQ	N/A	N/A
<b>Jr. Varsity</b>	DNQ	DNQ	Luke Chilson (81)	N/A
<b>Varsity</b>	DNQ	DNQ	John Klinkhammer (89)	N/A
<b>Team Qualification</b>	401	32		

\* Indicates athlete's ranking among his/her Classification and Gender

\*\* Indicates longest run of hits in reverse order. Used as a tie-breaker if necessary. Not all reverse runs are recorded.

DNQ indicates that the team did not qualify for the specified classification. A minimum of 5 athletes is required to compete in team competitions.

## Team: Kerkhoven-Murdock-Sunburg High School

Athlete	Class	Gender	Rank*	Session 1 Score				Session 2 Score				Total	
				Rnd 1	Rnd 2	Sub-Total	Rev Run	Rnd 1	Rnd 2	Sub-Total	Rev Run	Total Score	Rev Run**
Brad Anderson	JV	M	T169	18	20	38	4	11	24	35	7	73	7
Brooke Anderson	N	F	20	13	12	25	0	17	0	17	1	42	1
Brett Brendemuehl	N	M	T29	15	19	34	3	15	0	15	0	49	0
Ian Caldwell	JV	M	314					17	19	36	6	36	6
Jared Carlson	N	M	T61	6	18	24	1	16	0	16	0	40	0
Travis Carlson	V	M	T192	18	18	36	0	25	21	46	1	82	1
Austin Eliason	JV	M	T98	19	15	34	3	24	21	45	0	79	0
Brock Engler	JV	M	T51	19	21	40	3	22	22	44	4	84	4
Ryland Engler	N	M	T9	21	16	37	3	19	0	19	5	56	5
Tyler Grewe	N	M	6	21	19	40	0	19	0	19	2	59	2
Caleb Heidelberger	JV	M	T169	18	22	40	5	19	14	33	0	73	0
Derrick Henry	N	M	T68	6	17	23	0	15	0	15	0	38	0
Kaylee Johnson	N	F	T36	9	7	16	0	11	0	11	0	27	0
Anikin Jorschumb	N	M	T35	15	18	33	5	14	0	14	1	47	1
Zoey Jorschumb	N	F	T21	14	12	26	3	15	0	15	5	41	5
Samuel King	V	M	T136	19	22	41	7	20	24	44	10	85	10
Lane Kohlman	N	M		0	0	0	0	0	0	0	0	0	0
Hunter Larson	JV	M	T51	24	22	46	0	19	19	38	0	84	0
Preston Mahlum	N	M										0	
Cade Melin	V	M	T10	23	23	46	4	25	24	49	22	95	22

Chris Moist	JV	M	T108	21	18	39	7	20	19	39	1	78	1
Chance Negan	JV	M	T210	18	13	31	0	17	21	38	0	69	0
Abigail Negen	N	F	T13	17	13	30	2	16	0	16	0	46	0
David Noor	N	M	T40	15	13	28	1	18	0	18	1	46	1
Kayla O'Leary	N	F	T18	12	17	29	1	14	0	14	0	43	0
Hunter Petersen	JV	M	T243	18	16	34	2	14	17	31	1	65	1
Trent Roelofs	N	M	T24	15	17	32	1	19	0	19	2	51	2
Tim Savage	JV	M	T14	20	23	43	0	21	24	45	9	88	9
Ryan Sondrol	V	M	T268	19	19	38	3	19	16	35	2	73	2
Devon Swanson	N	M	T54	14	13	27	5	15	0	15	1	42	1
Nathan Torkelson	JV	M	T14	19	20	39	0	24	25	49	33	88	33
Ryan Torkelson	V	M	T91	22	20	42	3	22	24	46	6	88	6
Katelin Wentzel	N	F	T34	7	13	20	0	8	0	8	0	28	0
Bradley Wilke	N	M	T35	14	19	33	1	14	0	14	0	47	0
Hunter Wilts	JV	M	T14	20	20	40	3	24	24	48	18	88	18
<b>Target Count</b>				32	32	64		33	17	50		114	

## Team Totals

	Team Total	Team Rank	Team High Gun Male	Team High Gun Female
<b>Novice</b>	262	4	Tyler Grewe (59)	Abigail Negen (46)
<b>Jr. Varsity</b>	432	5	Nathan Torkelson (88)	N/A
<b>Varsity</b>	423	22	Cade Melin (95)	N/A
<b>Team Qualification</b>	447	18		

\* Indicates athlete's ranking among his/her Classification and Gender

\*\* Indicates longest run of hits in reverse order. Used as a tie-breaker if necessary. Not all reverse runs are recorded.

DNQ indicates that the team did not qualify for the specified classification. A minimum of 5 athletes is required to compete in team competitions.

## Team: Lake Of The Woods High School

Athlete	Class	Gender	Rank*	Session 1 Score				Session 2 Score				Total	
				Rnd 1	Rnd 2	Sub-Total	Rev Run	Rnd 1	Rnd 2	Sub-Total	Rev Run	Total Score	Rev Run**
Gunner Ferrier	V	M	T122	23	21	44	5	22	20	42	12	86	12
Gabe Johnson	V	M	T205	16	20	36	13	21	24	45	9	81	9
Mckord Krause	V	M	T242	14	21	35	4	20	22	42	9	77	9
Josh Mord	V	M	T212	19	16	35	0	24	21	45	2	80	2
Hunter Nordlof	V	M	T152	18	21	39	0	23	22	45	3	84	3
Tanner Nordlof	V	M	T224	19	19	38	0	18	23	41	6	79	6
Mckale Risser	V	M	T122	19	22	41	4	23	22	45	4	86	4
<b>Target Count</b>				7	7	14		7	7	14		28	

## Team Totals

	Team Total	Team Rank	Team High Gun Male	Team High Gun Female
<b>Novice</b>	DNQ	DNQ	N/A	N/A
<b>Jr. Varsity</b>	DNQ	DNQ	N/A	N/A
<b>Varsity</b>	417	24	Gunner Ferrier (86)	N/A
<b>Team Qualification</b>	417	31		

\* Indicates athlete's ranking among his/her Classification and Gender

\*\* Indicates longest run of hits in reverse order. Used as a tie-breaker if necessary. Not all reverse runs are recorded.

DNQ indicates that the team did not qualify for the specified classification. A minimum of 5 athletes is required to compete in team competitions.

## Team: LeSueur-Henderson High School

Athlete	Class	Gender	Rank*	Session 1 Score				Session 2 Score				Total	
				Rnd 1	Rnd 2	Sub-Total	Rev Run	Rnd 1	Rnd 2	Sub-Total	Rev Run	Total Score	Rev Run**
Jenny Arndt	V	F	2	23	22	45	3	22	22	44	2	89	2

## USA Clay Target League Scoring System

Ben Bauleke	JV	M	T230	17	13	30	0	17	19	36	1	66	1
Dayson Bittner	N	M	T32	16	15	31	1	17	0	17	0	48	0
Tristin Bittner	JV	M	T281	17	18	35	2	14	9	23	2	58	2
Jagger Borgmann	JV	M	T210	20	16	36	4	17	16	33	4	69	4
Gavin Dobosenski	N	M	T21	19	19	38	1	14	0	14	2	52	2
Lincoln Drent	JV	M	T281	12	9	21	0	22	15	37	2	58	2
Alan Eotvos	JV	M	T108	21	23	44	12	17	17	34	5	78	5
Aiden Fulghum	JV	M	2	25	24	49	5	25	23	48	7	97	7
Carter Gaffaney	N	M	T32	17	19	36	2	12	0	12	0	48	0
Aidan Gulbranson	N	M	T61	14	11	25	1	15	0	15	0	40	0
Erika Hoppe	JV	F	3	24	21	45	3	23	21	44	6	89	6
Reid Johnston	N	M	1	24	21	45	8	23	0	23	13	68	13
Cole Leonard	N	M	T7	19	16	35	3	22	0	22	2	57	2
Brett McConnell	JV	M	8	24	23	47	3	21	23	44	0	91	0
Justin McConnell	JV	M	T98	20	23	43	1	17	19	36	3	79	3
Nick McConnell	JV	M	T98	20	21	41	5	17	21	38	3	79	3
Andrey Merwin	JV	M	T25	22	20	42	5	24	21	45	2	87	2
Tim Otto	N	M	T40	18	18	36	8	10	0	10	0	46	0
Hunter Pfarr	V	M	T103	22	23	45	17	21	21	42	1	87	1
Devin Preuhs	JV	M	T35	23	23	46	17	19	21	40	8	86	8
Andrew Randall	JV	M	1	24	25	49	49	24	24	48	23	97	23
Abigail Stowell	N	F	T8	17	12	29	2	21	0	21	5	50	5
Taylor Svihel	N	M	T4	21	19	40	0	21	0	21	0	61	0



Jayden Voss	JV	M	T71	19	20	39	7	21	22	43	3	82	3
Cole Wobbrock	V	M	T23	23	25	48	27	21	24	45	10	93	10
<b>Target Count</b>				26	26	52		26	17	43		95	

## Team Totals

	Team Total	Team Rank	Team High Gun Male	Team High Gun Female
<b>Novice</b>	288	1	Reid Johnston (68)	Abigail Stowell (50)
<b>Jr. Varsity</b>	461	1	Andrew Randall (97)	Erika Hoppe (89)
<b>Varsity</b>	DNQ	DNQ	Cole Wobbrock (93)	Jenny Arndt (89)
<b>Team Qualification</b>	467	3		

\* Indicates athlete's ranking among his/her Classification and Gender

\*\* Indicates longest run of hits in reverse order. Used as a tie-breaker if necessary. Not all reverse runs are recorded.

DNQ indicates that the team did not qualify for the specified classification. A minimum of 5 athletes is required to compete in team competitions.

## Team: MACCRAY High School

Athlete	Class	Gender	Rank*	Session 1 Score				Session 2 Score				Total	
				Rnd 1	Rnd 2	Sub-Total	Rev Run	Rnd 1	Rnd 2	Sub-Total	Rev Run	Total Score	Rev Run**
Landin Ahrenholz	N	M										0	
Eli Aker	JV	M	292	16	10	26	0	16	13	29	0	55	0
Else Andol	N	F	T30	10	11	21	0	13	0	13	0	34	0
Ben Burner	JV	M	T25	22	20	42	1	21	24	45	1	87	1
Joshua Cavaness	JV	M	T128	17	19	36	5	20	20	40	9	76	9
Connor Cronen	V	M	T34	22	24	46	7	23	23	46	5	92	5
Logan Cronen	V	M	T192	22	22	44	5	20	18	38	1	82	1
Riley Cronen	V	M	T235	20	23	43	5	17	18	35	2	78	2
Dylan Dirksen	JV	M	T88	22	17	39	1	18	23	41	2	80	2
Eli Duhoux	N	M	2	22	21	43	8	22	0	22	2	65	2

## USA Clay Target League Scoring System

Cole Gluth	N	M	T9	19	20	39	1	17	0	17	1	56	1
Isaac Hauser	JV	M										0	
Sam Hilbrands	JV	M	T25	20	22	42	4	22	23	45	3	87	3
Nathan Hinrichs	N	M	T85	11	8	19	1	10	0	10	0	29	0
Dreyer Homan	JV	M	T145	21	22	43	1	19	13	32	0	75	0
Renick Homan	V	M	T91	22	23	45	1	22	21	43	5	88	5
Gavin Husman	N	M										0	
Kelby Jaenisch	JV	M	T128	16	20	36	7	18	22	40	8	76	8
Daniel Johnson	V	M	4	25	25	50	50	24	24	48	18	98	18
Thomas Kirking	JV	M	T221	21	19	40	10	12	16	28	2	68	2
Cory Kruger	JV	M	T128	20	22	42	5	16	18	34	1	76	1
Tyler Loe	JV	M	T194	16	17	33	3	20	18	38	2	71	2
Wyatt Miller	JV	M	T210	19	17	36	2	19	14	33	0	69	0
Nic Pieper	V	M	T192	21	22	43	8	18	21	39	3	82	3
Chris Preuss	V	M										0	
Dyan Rud	N	M	77	14	13	27	0	7	0	7	0	34	0
Parker Ruitter	N	M	T35	17	12	29	0	18	0	18	4	47	4
Carter Sabe	V	M	T174	19	21	40	0	22	21	43	2	83	2
Annie Sandry	V	F	9	21	22	43	0	20	15	35	1	78	1
Ole Sandry	JV	M	T154	19	22	41	13	16	17	33	2	74	2
Rhys Schwitters	V	M	287	16	17	33	0	12	13	25	1	58	1
Gabe Sparks	N	M	T29	17	15	32	4	17	0	17	3	49	3
Levi Sparks	JV	M	T263	18	17	35	1	11	16	27	1	62	1

Dalton Struxness	JV	M	T154	18	20	38	5	17	19	36	5	74	5
Cody Sumner	JV	M	T183	20	17	37	0	20	15	35	3	72	3
Jakob Zuidema	JV	M										0	
<b>Target Count</b>				31	31	62		31	24	55		117	

## Team Totals










	Team Total	Team Rank	Team High Gun Male	Team High Gun Female
<b>Novice</b>	251	7	Eli Duhoux (65)	Else Andol (34)
<b>Jr. Varsity</b>	406	16	Ben Burner (87)	N/A
<b>Varsity</b>	443	12	Daniel Johnson (98)	Annie Sandry (78)
<b>Team Qualification</b>	452	14		














\* Indicates athlete's ranking among his/her Classification and Gender

\*\* Indicates longest run of hits in reverse order. Used as a tie-breaker if necessary. Not all reverse runs are recorded.

DNQ indicates that the team did not qualify for the specified classification. A minimum of 5 athletes is required to compete in team competitions.

## Team: Maple Grove Senior High

Athlete	Class	Gender	Rank*	Session 1 Score				Session 2 Score				Total	
				Rnd 1	Rnd 2	Sub-Total	Rev Run	Rnd 1	Rnd 2	Sub-Total	Rev Run	Total Score	Rev Run**
 Reven Acquard	JV	M	T145	16	22	38	0	18	19	37	2	75	2
 River Acquard	JV	M	T305	10	14	24	0	9	16	25	1	49	1
 Chris Adams	JV	M	T256	15	17	32	3	12	19	31	8	63	8
 Jacob Bruss	JV	M	9	19	22	41	9	24	25	49	40	90	40
 Jack Bunnell	JV	M	T118	19	19	38	5	21	18	39	3	77	3
 Ryan Cedar	JV	M	T194	18	15	33	0	19	19	38	3	71	3
 Mackenzie Fagerlee	JV	F	T32	15	18	33	1	17	19	36	10	69	10
 Andrew Frost	JV	M	T145	15	20	35	2	18	22	40	14	75	14
 Travis Groth	V	M	T268	20	18	38	1	16	19	35	5	73	5

 Conner Hedke	JV	M	T194	19	18	37	7	17	17	34	0	71	0
 Heather Hertle	JV	F	T29	13	19	32	7	20	19	39	8	71	8
 Thomas Houser	JV	M										0	
 Aliyah Jelle	V	F	5	23	20	43	4	21	21	42	8	85	8
 Peter Kolar	JV	M	T154	19	22	41	0	19	14	33	4	74	4
 Gavin Laing	JV	M	T205	14	18	32	2	16	22	38	17	70	17
 Chase Nepper	V	M	T65	24	21	45	1	22	22	44	7	89	7
 Michael Park	JV	M	T128	15	19	34	0	20	22	42	6	76	6
 Blake Quall	JV	M										0	
 Thomas Rasmussen	V	M	T279	12	19	31	5	16	22	38	14	69	14
 Garrett Rudin	JV	M	T14	24	21	45	0	22	21	43	3	88	3
 Austin Scott	V	M	T152	19	22	41	0	22	21	43	1	84	1
 Dylan West	JV	M										0	
<b>Target Count</b>				19	19	38		19	19	38		76	

## Team Totals

	Team Total	Team Rank	Team High Gun Male	Team High Gun Female
<b>Novice</b>	DNQ	DNQ	N/A	N/A
<b>Jr. Varsity</b>	406	15	Jacob Bruss (90)	Heather Hertle (71)
<b>Varsity</b>	400	27	Chase Nepper (89)	Aliyah Jelle (85)
<b>Team Qualification</b>	436	24		























\* Indicates athlete's ranking among his/her Classification and Gender











\*\* Indicates longest run of hits in reverse order. Used as a tie-breaker if necessary. Not all reverse runs are recorded.

DNQ indicates that the team did not qualify for the specified classification. A minimum of 5 athletes is required to compete in team competitions.

## Team: New York Mills High School

				Session 1 Score	Session 2 Score	Total

Athlete	Class	Gender	Rank*	Rnd 1	Rnd 2	Sub-Total	Rev Run	Rnd 1	Rnd 2	Sub-Total	Rev Run	Total Score	Rev Run**
 Zeke Aho	JV	M	T183	16	21	37	10	16	19	35	4	72	4
 Emma Bartels	JV	F	T44	18	14	32	1	14	17	31	1	63	1
 John Flynn	JV	M	T249	16	16	32	1	15	17	32	0	64	0
 Malachi Friederichs	JV	M	T154	18	20	38	1	18	18	36	9	74	9
 Mason Friederichs	V	M	T91	21	18	39	1	24	25	49	30	88	30
 Gabe Geiser	JV	M	T256	14	13	27	2	17	19	36	4	63	4
 Colby Graphenteen	JV	M	T284	12	16	28	0	17	12	29	0	57	0
 Jordan Guldseth	V	M	T205	21	20	41	5	18	22	40	14	81	14
 Brook Hendrickx	JV	F	56	10	13	23	0	10	11	21	2	44	2
 Dan Hendrickx	JV	M	T88	20	23	43	6	18	19	37	1	80	1
 Dylon Holtti	JV	M	T205	18	17	35	2	17	18	35	0	70	0
 Lacy Jacobson	JV	F	T24	17	16	33	4	20	20	40	5	73	5
 Blake Keskitalo	V	M	T174	22	22	44	0	21	18	39	3	83	3
 Carter Keskitalo	V	M										0	
 Chase Keskitalo	V	M	T174	19	19	38	7	25	20	45	6	83	6
 Kody Knickrehm	V	M	T16	21	24	45	13	24	25	49	25	94	25
 Elliot Mann	V	M	T277	11	21	32	5	21	17	38	2	70	2
 Carter Menze	V	M	T47	23	24	47	5	24	20	44	7	91	7
 Logan Menze	V	M	T122	21	24	45	1	21	20	41	4	86	4
 Zachary Milligan	V	M	285	15	18	33	8	18	12	30	0	63	0
 Trevor Nelson	V	M	T103	21	23	44	15	21	22	43	2	87	2
 Preston Newborg	V	M	T136	19	21	40	3	22	23	45	1	85	1

 Josh Olson	V	M	T136	20	22	42	0	20	23	43	7	85	7
 Luke Peterson	JV	M	T118	22	20	42	2	20	15	35	1	77	1
 Taylor Pulver	JV	F	T42	18	14	32	0	19	14	33	2	65	2
 Tyrell Pulver	V	M	T136	18	22	40	8	22	23	45	0	85	0
 Dan Riedel	V	M	T152	21	22	43	11	18	23	41	2	84	2
 Corey Roberts	V	M	T253	15	20	35	10	19	22	41	0	76	0
 Mavrik Roberts	V	M	T7	24	24	48	20	23	25	48	31	96	31
 Jett Saewert	V	M	T174	20	20	40	1	20	23	43	8	83	8
 Macenzie Schultz	JV	F	T19	17	21	38	5	21	17	38	2	76	2
 Tiffany Thompson	JV	F	T42	16	17	33	0	12	20	32	11	65	11
<b>Target Count</b>				31	31	62		31	31	62		124	

## Team Totals

	Team Total	Team Rank	Team High Gun Male	Team High Gun Female
<b>Novice</b>	DNQ	DNQ	N/A	N/A
<b>Jr. Varsity</b>	380	25	Dan Hendrickx (80)	Macenzie Schultz (76)
<b>Varsity</b>	456	5	Mavrik Roberts (96)	N/A
<b>Team Qualification</b>	456	7		

\* Indicates athlete's ranking among his/her Classification and Gender

\*\* Indicates longest run of hits in reverse order. Used as a tie-breaker if necessary. Not all reverse runs are recorded.

DNQ indicates that the team did not qualify for the specified classification. A minimum of 5 athletes is required to compete in team competitions.

## Team: Orono High School

Athlete	Class	Gender	Rank*	Session 1 Score				Session 2 Score				Total	
				Rnd 1	Rnd 2	Sub-Total	Rev Run	Rnd 1	Rnd 2	Sub-Total	Rev Run	Total Score	Rev Run**
Bailey Balzer	JV	M	T51	24	21	45	16	18	21	39	6	84	6
Archie Bolgar	N	M	T45	18	11	29	0	16	0	16	0	45	0

## USA Clay Target League Scoring System

Linnea Burns	JV	F	31	19	20	39	1	16	15	31	0	70	0
Nick Burns	N	M	T45	17	16	33	6	12	0	12	2	45	2
Ari Dworsky	V	M	T242	13	22	35	4	20	22	42	16	77	16
Nick Gauvin	V	M	292	21	17	38	0					38	
Colin Geelan	V	M	T235	20	21	41	0	17	20	37	5	78	5
Ben Gillund	V	M	T253	19	18	37	1	20	19	39	10	76	10
Andy Hartung	JV	M	T35	21	20	41	16	24	21	45	14	86	14
Harry Hust	N	M	T68	13	15	28	0	10	0	10	2	38	2
Jack Kummel	V	M	T65	22	22	44	1	20	25	45	28	89	28
Hunter Larson	V	M	T242	21	16	37	1	20	20	40	2	77	2
Oscar Larson	JV	M	T169	18	18	36	4	17	20	37	0	73	0
Harrison Leneave	V	M	T47	21	24	45	11	23	23	46	17	91	17
Austem Luetmer	N	M	T7	19	18	37	0	20	0	20	4	57	4
Jack Mossing	JV	M	317	16	12	28	4					28	
Griffin Noerenberg	JV	M	T108	21	20	41	3	18	19	37	1	78	1
Theo Petrie	V	M	T23	20	25	45	31	24	24	48	12	93	12
Drew Pfister	JV	M	T210	16	18	34	0	18	17	35	2	69	2
Howie Ramsey	JV	M	T10	20	25	45	26	23	21	44	1	89	1
Hannah Rippberger	V	F	7	20	18	38	3	22	21	43	2	81	2
Blake Romsos	N	M	T78	10	11	21	0	12	0	12	0	33	0
Blake Skillen	JV	M	5	24	23	47	6	24	22	46	11	93	11
Jack Stevenson	V	M	T65	22	23	45	10	23	21	44	2	89	2
Ben Waller	JV	M	T51	20	19	39	6	21	24	45	7	84	7

<b>Target Count</b>				25	25	50		23	18	41		91	
---------------------	--	--	--	----	----	----	--	----	----	----	--	----	--

## Team Totals













	Team Total	Team Rank	Team High Gun Male	Team High Gun Female
<b>Novice</b>	218	13	Austem Luetmer (57)	N/A
<b>Jr. Varsity</b>	436	3	Blake Skillen (93)	Linnea Burns (70)
<b>Varsity</b>	443	13	Theo Petrie (93)	Hannah Rippberger (81)
<b>Team Qualification</b>	455	11		

\* Indicates athlete's ranking among his/her Classification and Gender


















\*\* Indicates longest run of hits in reverse order. Used as a tie-breaker if necessary. Not all reverse runs are recorded.

DNQ indicates that the team did not qualify for the specified classification. A minimum of 5 athletes is required to compete in team competitions.

## Team: Pequot Lakes High School

Athlete	Class	Gender	Rank*	Session 1 Score				Session 2 Score				Total	
				Rnd 1	Rnd 2	Sub-Total	Rev Run	Rnd 1	Rnd 2	Sub-Total	Rev Run	Total Score	Rev Run**
 Brock Andrews	V	M	T242	16	20	36	6	19	22	41	1	77	1
 Mariah Bailey	JV	F	T34	16	17	33	0	19	16	35	0	68	0
 Jordan Carpenter	V	M	T253	17	22	39	1	21	16	37	0	76	0
 Hunter Ebnet	V	M	T10	25	25	50	50	22	23	45	8	95	8
 Matthew Fabian	V	M	T34	21	24	45	14	25	22	47	1	92	1
 Jordan Hall	V	M	288	12	19	31	5	7	12	19	0	50	0
 Henry Harguth	JV	M	T98	17	22	39	0	21	19	40	1	79	1
 Jack Harguth	V	M	T47	22	22	44	13	23	24	47	12	91	12
 Hunter Hoffbeck	JV	M	T25	22	21	43	6	22	22	44	9	87	9
 Kirk Johnson	V	M	T47	20	25	45	34	23	23	46	2	91	2
 Ethan Jordan	JV	M	T71	21	20	41	3	18	23	41	0	82	0
 Hunter Larson	JV	M	T210	13	18	31	4	20	18	38	1	69	1



 Hunter Scott Larson	JV	M	T63	22	20	42	6	23	18	41	0	83	0
 Brandon Lee	JV	M	T79	16	20	36	14	20	25	45	27	81	27
 Josh Lelwica	N	M										0	
 Chris Newton	V	M	T122	22	23	45	10	22	19	41	2	86	2
 Adelaide Pierson	JV	F	T11	21	20	41	1	20	20	40	7	81	7
 Reid Pierzinski	V	M	T23	25	24	49	3	22	22	44	16	93	16
 Jacob Roubal	V	M	T103	21	22	43	9	23	21	44	4	87	4
 Jake Ryan	JV	M	T169	18	20	38	1	20	15	35	3	73	3
 Sean Ryan	JV	M	T305	13	15	28	0	10	11	21	1	49	1
 Tim Ryan	JV	M	T63	20	21	41	6	23	19	42	1	83	1
 Haliagh Salvevold	JV	F	15	18	19	37	2	21	20	41	0	78	0
 Nick Salvevold	V	M	T212	22	20	42	4	18	20	38	6	80	6
 Matthew Sherman	V	M	T279	16	17	33	0	19	17	36	3	69	3
 Collin Stattelma	V	M	T65	19	24	43	17	24	22	46	3	89	3
 Ryan Visser	V	M	T34	23	25	48	35	20	24	44	5	92	5
 Aaron Washburn	V	M	T65	23	21	44	0	23	22	45	5	89	5
 Brady Wolkenhauer	V	M	T103	23	24	47	15	20	20	40	8	87	8
<b>Target Count</b>				28	28	56		28	28	56		112	

## Team Totals

	Team Total	Team Rank	Team High Gun Male	Team High Gun Female
<b>Novice</b>	DNQ	DNQ	N/A	N/A
<b>Jr. Varsity</b>	416	12	Hunter Hoffbeck (87)	Adelaide Pierson (81)
<b>Varsity</b>	463	3	Hunter Ebnet (95)	N/A
<b>Team Qualification</b>	463	4		

\* Indicates athlete's ranking among his/her Classification and Gender

\*\* Indicates longest run of hits in reverse order. Used as a tie-breaker if necessary. Not all reverse runs are recorded.

DNQ indicates that the team did not qualify for the specified classification. A minimum of 5 athletes is required to compete in team competitions.

### Team: Pierz Healy High School

Athlete	Class	Gender	Rank*	Session 1 Score				Session 2 Score				Total	
				Rnd 1	Rnd 2	Sub-Total	Rev Run	Rnd 1	Rnd 2	Sub-Total	Rev Run	Total Score	Rev Run**
Cavin Becker	JV	M	T169	18	20	38	1	18	17	35	1	73	1
Hunter Bednar	JV	M	T35	19	22	41	5	21	24	45	14	86	14
Jennifer Brill	JV	F	13	18	22	40	4	19	21	40	0	80	0
Johnathon Brisk	JV	M	T35	22	19	41	6	22	23	45	6	86	6
Nick Brisk	JV	M	T128	21	18	39	3	20	17	37	1	76	1
Chris Dembouski	JV	M	T128	15	19	34	2	23	19	42	0	76	0
Sandi Embree	JV	F	T27	16	18	34	0	22	16	38	0	72	0
Brady Herold	V	M										0	
Riley Hoskins	JV	M	T35	21	21	42	3	24	20	44	0	86	0
Matt Janson	V	M	T122	23	22	45	22	20	21	41	3	86	3
Keifer Kirschbaum	V	M	T65	25	22	47	4	21	21	42	5	89	5
Logan Lease	V	M	T65	19	24	43	2	23	23	46	7	89	7
Lane Loidolt	N	M	T70	12	10	22	0	15	0	15	0	37	0
Michael Meyer	V	M										0	
Coy Obowa	JV	M	T183	17	20	37	5	17	18	35	0	72	0
Shauna Obowa	N	F	T16	11	17	28	0	16	0	16	1	44	1
Lane Otreмба	N	M	T48	11	21	32	14	12	0	12	0	44	0
Andrew Poster	V	M	T205	24	22	46	11	17	18	35	3	81	3

Nathan Poster	V	M	T34	24	22	46	11	22	24	46	17	92	17
Brandon Przybilla	JV	M	T118	20	17	37	1	21	19	40	2	77	2
Andrea Schaefer	N	F	T21	14	12	26	0	15	0	15	0	41	0
Katie Schaefer	N	F	T18	15	9	24	0	19	0	19	1	43	1
Grant Schmidtbauer	JV	M	T51	21	23	44	18	19	21	40	0	84	0
David Skiba	V	M										0	
Laura Skiba	V	F										0	
Anthony Smude	JV	M	T183	17	15	32	3	22	18	40	2	72	2
Ricky Smude	V	M	T23	24	25	49	30	21	23	44	19	93	19
Andrew Tomala	V	M	T47	23	21	44	0	22	25	47	26	91	26
Brandon Tomala	N	M	T51	12	17	29	1	14	0	14	2	43	2
Jake Winscher	JV	M	T154	19	15	34	1	19	21	40	0	74	0
Seth Winscher	N	M	89	5	6	11	2	13	0	13	1	24	1
Eric Wisneaki	JV	M	T118	20	19	39	0	19	19	38	4	77	4
Ryan Wisneaki	JV	M	T128	19	19	38	3	17	21	38	10	76	10
<b>Target Count</b>				29	29	58		29	22	51		109	

## Team Totals





















	Team Total	Team Rank	Team High Gun Male	Team High Gun Female
<b>Novice</b>	215	14	Lane Otremba (44)	Shauna Obowa (44)
<b>Jr. Varsity</b>	422	9	Johnathon Brisk (86)	Jennifer Brill (80)
<b>Varsity</b>	454	7	Ricky Smude (93)	N/A
<b>Team Qualification</b>	454	12		

\* Indicates athlete's ranking among his/her Classification and Gender

\*\* Indicates longest run of hits in reverse order. Used as a tie-breaker if necessary. Not all reverse runs are recorded.

DNQ indicates that the team did not qualify for the specified classification. A minimum of 5 athletes is required to compete in team competitions.

## Team: Sauk Rapids-Rice High School

Athlete	Class	Gender	Rank*	Session 1 Score				Session 2 Score				Total	
				Rnd 1	Rnd 2	Sub-Total	Rev Run	Rnd 1	Rnd 2	Sub-Total	Rev Run	Total Score	Rev Run**
 Collin Asche	JV	M	T10	22	22	44	2	22	23	45	22	89	22
 Kaden Cahill	V	M	T34	22	22	44	5	24	24	48	19	92	19
 Donovan Elyea	V	M	T242	19	21	40	5	19	18	37	2	77	2
 Rroman Graham	N	M										0	
 Brandon Kirchner	JV	M	T25	25	22	47	7	18	22	40	3	87	3
 Sam Klejeski	JV	M	T88	21	19	40	1	19	21	40	2	80	2
 Austin Kremers	JV	M	T128	16	19	35	5	20	21	41	0	76	0
 Zach Lewis	JV	M	T14	20	22	42	2	23	23	46	5	88	5
 Kyle Nodo	V	M	T34	23	23	46	16	21	25	46	33	92	33
 Andrew Ortloff	JV	M	T35	23	19	42	2	21	23	44	9	86	9
 Nolan Otremba	N	M	T70	9	14	23	3	14	0	14	1	37	1
 Ronald Peebles	N	M	76	14	16	30	1	5	0	5	0	35	0
 Allen Petron	V	M	T47	24	23	47	7	23	21	44	0	91	0
 Kristen Petron	N	F	6	19	19	38	0	17	0	17	3	55	3
 Jaden Roesner	JV	M	T169	17	18	35	8	18	20	38	0	73	0
 Jayden Schaap	JV	M	T226	15	19	34	8	14	19	33	7	67	7
 Tanner Schreindl	JV	M	T51	18	22	40	13	22	22	44	5	84	5
 Preston Silver	JV	M	T284	13	17	30	1	11	16	27	10	57	10
 Katrina Skaggs	N	F	T26	13	13	26	2	11	0	11	0	37	0
 Josh St.Onge	JV	M	T63	21	21	42	9	21	20	41	4	83	4

 Tony Zanardi	V	M	T242	23	19	42	0	19	16	35	1	77	1
<b>Target Count</b>				20	20	40		20	16	36		76	

## Team Totals

	Team Total	Team Rank	Team High Gun Male	Team High Gun Female
<b>Novice</b>	DNQ	DNQ	Nolan Otreмба (37)	Kristen Petron (55)
<b>Jr. Varsity</b>	434	4	Collin Asche (89)	N/A
<b>Varsity</b>	429	18	Kaden Cahill (92)	N/A
<b>Team Qualification</b>	452	15		

\* Indicates athlete's ranking among his/her Classification and Gender

\*\* Indicates longest run of hits in reverse order. Used as a tie-breaker if necessary. Not all reverse runs are recorded.

DNQ indicates that the team did not qualify for the specified classification. A minimum of 5 athletes is required to compete in team competitions.

## Team: Sibley East High School

Athlete	Class	Gender	Rank*	Session 1 Score				Session 2 Score				Total	
				Rnd 1	Rnd 2	Sub-Total	Rev Run	Rnd 1	Rnd 2	Sub-Total	Rev Run	Total Score	Rev Run**
Harley Jo Borgmann	N	F	2	14	13	27	1	18	16	34	3	61	3
Presley Sue Borgmann	N	F	T26	9	12	21	0	16	0	16	1	37	1
Korri Brockoff	JV	F	T38	15	16	31	0	17	18	35	1	66	1
Anthony Bullert	JV	M	T145	19	18	37	1	21	17	38	0	75	0
Jackson Burdorf	JV	M	T108	17	22	39	3	21	18	39	2	78	2
Nate DeVries	JV	M	T25	20	21	41	0	25	21	46	12	87	12
Jesse Dieball	N	M	T73	11	10	21	0	15	0	15	0	36	0
Gene Dieball Jr	JV	M	T154	22	21	43	3	15	16	31	2	74	2
Mckenzie Effertz	JV	F	T16	20	17	37	2	19	21	40	5	77	5
Nolan Herd	N	M										0	
Isabelle Hittle	JV	F	T27	15	22	37	6	16	19	35	0	72	0

## USA Clay Target League Scoring System

Samantha Kahlow	N	F	T30	9	12	21	0	13	0	13	0	34	0
Tyler Keen-Savage	V	M	T263	20	18	38	2	15	21	36	4	74	4
Jordan Latzke	JV	M	T98	22	20	42	0	17	20	37	2	79	2
Madilyn Latzke	N	F	T28	17	9	26	1	9	0	9	0	35	0
Zach Latzke	V	M	T263	16	20	36	5	19	19	38	1	74	1
Trevor Mackenthun	JV	M	T128	19	23	42	16	15	19	34	8	76	8
Ian Malinowski	N	M	T19	18	16	34	4	19	0	19	6	53	6
Joel Mercier	V	M										0	
Riley Messner	V	M	T253	19	18	37	3	21	18	39	0	76	0
Savannah Oachs	JV	F	47	16	22	38	7	8	14	22	2	60	2
Hunter Otto	N	M	T40	15	17	32	7	14	0	14	2	46	2
Matthew Redman	N	M	T9	21	16	37	2	19	0	19	3	56	3
Michael Salisbury	N	M										0	
Caleb Scharpe	N	M	T83	11	6	17	0	13	0	13	3	30	3
Kyla Schlueter	JV	F	T36	10	19	29	8	18	20	38	0	67	0
Ryli Schlueter	JV	M	T194	18	18	36	0	21	14	35	0	71	0
Amber Schmidt	N	F	41	8	6	14	0	8	0	8	0	22	0
Derrek Schmidt	JV	M	T256	18	13	31	0	16	16	32	0	63	0
Hunter Stearns	V	M	T136	22	22	44	6	22	19	41	6	85	6
Tyler Stolt	V	M	T224	21	17	38	2	21	20	41	6	79	6
Brandon Uecker	V	M	T122	20	21	41	3	23	22	45	6	86	6
Brent Walters	V	M	T212	19	22	41	9	19	20	39	5	80	5
Davis Wibstad	V	M	T273	16	22	38	3	19	15	34	0	72	0

Brad Ziegler	V	M	T103	23	22	45	8	22	20	42	1	87	1
<b>Target Count</b>				32	32	64		32	23	55		119	

## Team Totals












	Team Total	Team Rank	Team High Gun Male	Team High Gun Female
<b>Novice</b>	253	6	Matthew Redman (56)	Harley Jo Borgmann (61)
<b>Jr. Varsity</b>	397	22	Nate DeVries (87)	Mckenzie Effertz (77)
<b>Varsity</b>	417	23	Brad Ziegler (87)	N/A
<b>Team Qualification</b>	425	29		

\* Indicates athlete's ranking among his/her Classification and Gender

\*\* Indicates longest run of hits in reverse order. Used as a tie-breaker if necessary. Not all reverse runs are recorded.

DNQ indicates that the team did not qualify for the specified classification. A minimum of 5 athletes is required to compete in team competitions.

## Team: St. Charles High School

Athlete	Class	Gender	Rank*	Session 1 Score				Session 2 Score				Total	
				Rnd 1	Rnd 2	Sub-Total	Rev Run	Rnd 1	Rnd 2	Sub-Total	Rev Run	Total Score	Rev Run**
 Cole Berends	JV	M	T256	16	15	31	1	14	18	32	2	63	2
 Luke Berends	JV	M	T305	13	11	24	0	13	12	25	3	49	3
 Tayton Brouwer	JV	M	T288	17	12	29	0	13	14	27	2	56	2
 Clayton Burkholder	V	M	T91	22	21	43	1	23	22	45	12	88	12
 Dakota Ferden	JV	M	T118	18	17	35	5	19	23	42	18	77	18
 Vance Fuller	JV	M	T249	17	15	32	0	16	16	32	0	64	0
 David Hanson	JV	M	T263	17	13	30	4	15	17	32	0	62	0
 Cody Howen	V	M	T192	18	22	40	3	22	20	42	0	82	0
 Hunter Johnston	V	M	T152	19	23	42	4	22	20	42	0	84	0
 Jack Linderbaum	V	M	T275	15	17	32	1	18	21	39	17	71	17
 Jared Mart	JV	M	312	2	13	15	1	11	14	25	0	40	0

 Isaac Peterson	V	M	T152	21	20	41	7	24	19	43	1	84	1
 Trenton Schaefer	JV	M	T145	19	20	39	0	20	16	36	0	75	0
 Mitchell Spaulding	V	M	T91	22	22	44	8	23	21	44	2	88	2
 Alex Welch	JV	M	309	7	16	23	1	10	15	25	0	48	0
 Luke Wesley	V	M	T263	19	22	41	12	18	15	33	4	74	4
 Dustin Zillmer	JV	M	T249	16	15	31	0	18	15	33	1	64	1
<b>Target Count</b>				17	17	34		17	17	34		68	

### Team Totals







	Team Total	Team Rank	Team High Gun Male	Team High Gun Female
<b>Novice</b>	DNQ	DNQ	N/A	N/A
<b>Jr. Varsity</b>	343	29	Dakota Ferden (77)	N/A
<b>Varsity</b>	426	20	Clayton Burkholder (88)	N/A
<b>Team Qualification</b>	426	28		

\* Indicates athlete's ranking among his/her Classification and Gender

\*\* Indicates longest run of hits in reverse order. Used as a tie-breaker if necessary. Not all reverse runs are recorded.
























DNQ indicates that the team did not qualify for the specified classification. A minimum of 5 athletes is required to compete in team competitions.

### Team: Staples Motley High School

Athlete	Class	Gender	Rank*	Session 1 Score				Session 2 Score				Total	
				Rnd 1	Rnd 2	Sub-Total	Rev Run	Rnd 1	Rnd 2	Sub-Total	Rev Run	Total Score	Rev Run**
 Jack Adamitz	V	M	T192	18	19	37	15	22	23	45	0	82	0
 Ben Bartczak	JV	M	T154	11	21	32	3	19	23	42	4	74	4
 Owen Bjerga	V	M	T192	19	22	41	9	18	23	41	13	82	13
 Payton Bjerga	JV	M	T268	18	16	34	2	13	14	27	0	61	0
 Dominick Carlson	V	M	T136	19	22	41	0	23	21	44	0	85	0
 Beck Erholtz	JV	M	T226	15	19	34	0	15	18	33	5	67	5



## USA Clay Target League Scoring System

 Blake Gerard	V	M	T212	18	20	38	5	19	23	42	21	80	21
 Jace Hoemberg	V	M										0	
 Claire Japke	JV	F	50	14	17	31	1	11	15	26	1	57	1
 Sam Jennissen	JV	M	T230	17	16	33	1	17	16	33	0	66	0
 Ethan Lingenfelter	V	M	T174	19	20	39	1	20	24	44	14	83	14
 Travis Maciej	V	M	T58	21	22	43	1	22	25	47	27	90	27
 Alex McIlravy	JV	M	T281	15	19	34	2	15	9	24	0	58	0
 Josh Mertens	V	M	T58	23	22	45	8	22	23	45	10	90	10
 Curtis Miles	V	M	282	17	14	31	1	19	18	37	1	68	1
 Jeremy Miller	V	M	T152	20	20	40	1	22	22	44	5	84	5
 Mathew Miller	JV	M	T288	19	16	35	0	9	12	21	0	56	0
 Evan Nanik	V	M	283	10	17	27	5	19	20	39	0	66	0
 Ancher Nelsen	V	M	T136	19	20	39	0	22	24	46	0	85	0
 Deven Paskewitz	JV	M	T299	14	15	29	0	8	13	21	1	50	1
 Jasiah Paskewitz	V	M	T235	17	21	38	9	22	18	40	3	78	3
 Trevor Rudenick	JV	M	T274	16	16	32	0	14	14	28	0	60	0
 Tristan Rudenick	V	M	T152	20	20	40	1	25	19	44	1	84	1
 Scout Strickland	V	M	T152	18	23	41	17	20	23	43	8	84	8
 Arthur Thew	V	M	T205	20	20	40	9	19	22	41	17	81	17
 William Thew	JV	M	T297	14	13	27	0	14	11	25	0	52	0
 Brenden Thompson	V	M	T192	16	22	38	1	22	22	44	2	82	2
 Cole Winkels	JV	M	T154	17	19	36	1	19	19	38	10	74	10
 Emmitt Winkels	JV	M	T183	14	18	32	2	17	23	40	12	72	12

<b>Target Count</b>				28	28	56		28	28	56		112	
---------------------	--	--	--	----	----	----	--	----	----	----	--	-----	--

## Team Totals













	Team Total	Team Rank	Team High Gun Male	Team High Gun Female
<b>Novice</b>	DNQ	DNQ	N/A	N/A
<b>Jr. Varsity</b>	353	28	Ben Bartczak (74)	Claire Japke (57)
<b>Varsity</b>	434	17	Josh Mertens (90)	N/A
<b>Team Qualification</b>	434	26		

\* Indicates athlete's ranking among his/her Classification and Gender








\*\* Indicates longest run of hits in reverse order. Used as a tie-breaker if necessary. Not all reverse runs are recorded.

DNQ indicates that the team did not qualify for the specified classification. A minimum of 5 athletes is required to compete in team competitions.

## Team: Tri-City United High School

Athlete	Class	Gender	Rank*	Session 1 Score				Session 2 Score				Total	
				Rnd 1	Rnd 2	Sub-Total	Rev Run	Rnd 1	Rnd 2	Sub-Total	Rev Run	Total Score	Rev Run**
 Preston Anderson	JV	M	T98	16	18	34	0	23	22	45	0	79	0
 Aaron Baker	JV	M	T35	24	23	47	13	21	18	39	2	86	2
 Jordan Bartholomew	V	M	T136	22	20	42	8	20	23	43	4	85	4
 Aiden Blaschko	JV	M										0	
 Bryce Blaschko	JV	M										0	
 Caleb Cihak	JV	M	T274	17	13	30	0	14	16	30	3	60	3
 Lukas Dietz	JV	M	T210	11	19	30	0	19	20	39	0	69	0
 Deacon Finkenbinder	V	M	T279	20	17	37	2	13	19	32	4	69	4
 Grant Fogarty	V	M	3	24	25	49	34	25	24	49	23	98	23
 Justin Fogarty	V	M	T152	19	22	41	7	20	23	43	12	84	12
 Cassidy Gilbertson	JV	F	T38	12	17	29	3	16	21	37	2	66	2
 Madison Gilbertson	JV	F	T36	17	13	30	0	18	19	37	4	67	4

## USA Clay Target League Scoring System

 Chase Goecke	JV	M	T299	12	12	24	0	13	13	26	4	50	4
 Wyatt Hatlevig	JV	M	310	12	3	15	0	14	13	27	0	42	0
 Jack Hiller	JV	M	T25	22	23	45	6	22	20	42	0	87	0
 Dylan Hunt	JV	M	T256	17	16	33	2	16	14	30	0	63	0
 Wyatt Hurd	V	M	T174	22	22	44	9	17	22	39	7	83	7
 Brandon Jenson	JV	M	T51	20	22	42	1	19	23	42	5	84	5
 Bradley Kodada	JV	M	T210	18	11	29	1	19	21	40	6	69	6
 James Krautkremer	V	M	T10	23	24	47	16	23	25	48	25	95	25
 Mitchell Leonard	JV	M	T183	17	19	36	2	17	19	36	0	72	0
 Audrey Petersen	V	F	3	21	24	45	22	21	22	43	3	88	3
 Wyley Petersen	V	M	T205	20	19	39	2	21	21	42	4	81	4
 Tyler Potratz	V	M	T242	21	19	40	0	15	22	37	6	77	6
 Gabe Robinson	JV	M	T169	18	19	37	2	18	18	36	2	73	2
 Colton Rozeboom	JV	M	T299	20	13	33	2	5	12	17	2	50	2
 Stuart Schatz	JV	M	T293	10	14	24	2	13	17	30	1	54	1
 John Scott	JV	M	T299	10	11	21	0	15	14	29	0	50	0
 Matthew Sembauer	JV	M	T145	17	19	36	5	21	18	39	0	75	0
 Benjamin Sladek	V	M	T34	23	22	45	2	24	23	47	2	92	2
 Ryan Smith	JV	M	T279	18	10	28	2	15	16	31	2	59	2
 Tanner Smith	JV	M	311	8	12	20	0	8	13	21	2	41	2
 John Souter	JV	M	T288	15	11	26	1	17	13	30	0	56	0
 Sam Souter	V	M	T253	20	17	37	3	19	20	39	2	76	2
 Jayden Stasney	V	M	T224	21	20	41	5	21	17	38	2	79	2

 Turner Staupe	JV	M	T230	18	18	36	4	16	14	30	1	66	1
 Andrew Trnka	JV	M	T263	14	16	30	2	17	15	32	0	62	0
 Isaac Young	V	M	T152	23	23	46	2	21	17	38	2	84	2
 Michael Zurn	JV	M	T221	19	16	35	0	17	16	33	0	68	0
<b>Target Count</b>				37	37	74		37	37	74		148	

## Team Totals









	Team Total	Team Rank	Team High Gun Male	Team High Gun Female
<b>Novice</b>	DNQ	DNQ	N/A	N/A
<b>Jr. Varsity</b>	411	14	Jack Hiller (87)	Madison Gilbertson (67)
<b>Varsity</b>	458	4	Grant Fogarty (98)	Audrey Petersen (88)
<b>Team Qualification</b>	460	5		

\* Indicates athlete's ranking among his/her Classification and Gender























\*\* Indicates longest run of hits in reverse order. Used as a tie-breaker if necessary. Not all reverse runs are recorded.

DNQ indicates that the team did not qualify for the specified classification. A minimum of 5 athletes is required to compete in team competitions.

## Team: United South Central High School

Athlete	Class	Gender	Rank*	Session 1 Score				Session 2 Score				Total	
				Rnd 1	Rnd 2	Sub-Total	Rev Run	Rnd 1	Rnd 2	Sub-Total	Rev Run	Total Score	Rev Run**
 Aj Bullerman	JV	M	T293	11	17	28	2	14	12	26	0	54	0
 Joe Bushlack	V	M	T152	22	22	44	1	22	18	40	5	84	5
 Mark Bushlack	V	M	T47	23	23	46	3	22	23	45	4	91	4
 Jacob Cory	JV	M	T88	19	20	39	0	22	19	41	9	80	9
 Kalei Cory	JV	F	T19	17	20	37	10	19	20	39	11	76	11
 Connor Ehlert	JV	M	T118	21	20	41	1	17	19	36	0	77	0
 Konner Harpestad	JV	M	T63	21	21	42	1	21	20	41	6	83	6
 Mitch Harpestad	V	M	T58	24	21	45	0	22	23	45	10	90	10

## USA Clay Target League Scoring System

 Levi Hinkley	JV	M	T169	20	14	34	1	19	20	39	3	73	3
 Kohl Jacobsen	V	M	T91	20	22	42	0	22	24	46	8	88	8
 Brennan Kluender	JV	M	T128	20	17	37	1	20	19	39	1	76	1
 Blake Legred	V	M	2	24	24	48	6	25	25	50	50	98	56
 Brevan Linder	JV	M	T205	16	14	30	1	22	18	40	0	70	0
 Landan Magnuson	JV	M	T183	16	18	34	5	18	20	38	2	72	2
 Nolan Magnuson	V	M	T103	23	21	44	14	23	20	43	5	87	5
 Emily Mandler	JV	F	T44	16	15	31	1	16	16	32	0	63	0
 Isaac Meyer	JV	M	T243	17	17	34	0	17	14	31	3	65	3
 Keagan Meyer	V	M	T65	22	22	44	1	23	22	45	3	89	3
 Cameron Nasinec	V	M	T152	22	21	43	0	21	20	41	0	84	0
 Lydia Niebuhr	V	F	10	24	16	40	1	18	19	37	3	77	3
 Skylar Niebuhr	JV	F	55	14	11	25	0	14	15	29	2	54	2
 Andy Schultz	JV	M	T6	23	25	48	31	22	22	44	8	92	8
 Brayden Schultz	V	M	T16	24	24	48	24	22	24	46	10	94	10
 Bryce Sonnek	JV	M	T79	22	22	44	16	17	20	37	1	81	1
 Gavin Sonnek	V	M	T152	23	22	45	5	20	19	39	1	84	1
 Adam Stenzel	V	M	T275	20	21	41	7	15	15	30	0	71	0
 Jacob Stevermer	V	M	T242	16	24	40	5	15	22	37	12	77	12
 Mason Stevermer	V	M	T268	18	19	37	5	17	19	36	8	73	8
 Trent Stevermer	V	M	T103	23	23	46	13	21	20	41	1	87	1
 Levi Thisius	V	M	T10	23	23	46	3	25	24	49	7	95	7
<b>Target Count</b>				30	30	60		30	30	60		120	

## Team Totals

	Team Total	Team Rank	Team High Gun Male	Team High Gun Female
<b>Novice</b>	DNQ	DNQ	N/A	N/A
<b>Jr. Varsity</b>	413	13	Andy Schultz (92)	Kalei Cory (76)
<b>Varsity</b>	468	2	Blake Legred (98)	Lydia Niebuhr (77)
<b>Team Qualification</b>	470	2		

\* Indicates athlete's ranking among his/her Classification and Gender

\*\* Indicates longest run of hits in reverse order. Used as a tie-breaker if necessary. Not all reverse runs are recorded.

DNQ indicates that the team did not qualify for the specified classification. A minimum of 5 athletes is required to compete in team competitions.

## Team: Warroad High School

Athlete	Class	Gender	Rank*	Session 1 Score				Session 2 Score				Total	
				Rnd 1	Rnd 2	Sub-Total	Rev Run	Rnd 1	Rnd 2	Sub-Total	Rev Run	Total Score	Rev Run**
Mack Boulianne	JV	M	T35	21	21	42	14	22	22	44	2	86	2
Cody Cole	JV	M	T226	12	20	32	3	19	16	35	0	67	0
Maksymilian Crompton	JV	M	T25	24	23	47	3	22	18	40	1	87	1
Remington Crompton	JV	M	3	25	25	50	50	23	23	46	9	96	9
Zachaeus Crompton	N	M	T21	16	18	34	1	18	0	18	0	52	0
Baily Dale	JV	M	4	24	23	47	3	25	23	48	6	95	6
Nick Dejno	JV	M	T63	25	17	42	0	22	19	41	0	83	0
Bailee Ellenson	JV	F	T4	23	25	48	34	21	20	41	1	89	1
Savanna Graser	JV	F	10	18	23	41	3	18	23	41	14	82	14
Harley Grill	V	M	T65	23	23	46	7	19	24	43	14	89	14
Jacob Hagen	JV	M	T51	21	21	42	0	22	20	42	3	84	3
Jaden Huerd	JV	M	T154	16	17	33	1	19	22	41	1	74	1
Kathryn Johnston	JV	F	2	23	22	45	1	23	23	46	2	91	2

Marlie Johnston	JV	F	T6	19	19	38	3	24	24	48	7	86	7
Amanda Krueger	N	F	7	15	19	34	7	18	0	18	4	52	4
Brianne Laduke	N	F	3	18	22	40	2	19	0	19	2	59	2
Macie McLaughlin	N	F	12	15	17	32	0	15	0	15	6	47	6
Colton Olson	JV	M	T98	20	14	34	1	22	23	45	6	79	6
Joslynn Olson	JV	F										0	
Kirk Pearson	V	M	T174	19	20	39	0	20	24	44	19	83	19
Dylan Reed	JV	M	T79	21	19	40	1	19	22	41	0	81	0
Kyle Thompson	JV	M	T145	18	16	34	1	20	21	41	7	75	7
Tristan Thompson	JV	M	T183	15	23	38	3	15	19	34	2	72	2
Nathan Wahl	N	M	T78	8	10	18	0	15	0	15	2	33	2
Trevor Wahl	N	M	T9	20	23	43	1	13	0	13	2	56	2
<b>Target Count</b>				24	24	48		24	18	42		90	

## Team Totals

	Team Total	Team Rank	Team High Gun Male	Team High Gun Female
<b>Novice</b>	266	3	Trevor Wahl (56)	Brianne Laduke (59)
<b>Jr. Varsity</b>	458	2	Remington Crompton (96)	Kathryn Johnston (91)
<b>Varsity</b>	DNQ	DNQ	Harley Grill (89)	N/A
<b>Team Qualification</b>	460	6		

\* Indicates athlete's ranking among his/her Classification and Gender
























\*\* Indicates longest run of hits in reverse order. Used as a tie-breaker if necessary. Not all reverse runs are recorded.

DNQ indicates that the team did not qualify for the specified classification. A minimum of 5 athletes is required to compete in team competitions.

















## Team: Zimmerman High School

Athlete	Class	Gender	Rank*	Session 1 Score				Session 2 Score				Total	
				Rnd 1	Rnd 2	Sub-Total	Rev Run	Rnd 1	Rnd 2	Sub-Total	Rev Run	Total Score	Rev Run**

## USA Clay Target League Scoring System

 Cameron Bruce	V	M	T65	23	23	46	7	20	23	43	11	89	11
 Ian Carlin	JV	M	T51	19	22	41	2	22	21	43	3	84	3
 Nathen Carlin	V	M	T273	21	19	40	2	14	18	32	1	72	1
 Dylan Carlson	JV	M	T46	25	19	44	4	22	19	41	4	85	4
 Evan Carr	V	M	T65	21	24	45	16	23	21	44	9	89	9
 Nathen Christensen	V	M	T174	21	23	44	2	21	18	39	1	83	1
 Joe Culbertson	V	M	T65	24	23	47	0	22	20	42	0	89	0
 Brendan Dahl	V	M	T136	22	19	41	5	24	20	44	16	85	16
 Bradley Dinville	N	M	T54	14	13	27	1	15	0	15	0	42	0
 Henry Eglund	V	M	T235	14	16	30	0	24	24	48	4	78	4
 Wyatt Feldick	JV	M	T243	16	14	30	0	15	20	35	4	65	4
 Hunter Fladung	JV	M	T183	17	19	36	0	18	18	36	0	72	0
 Issac Fordahl	V	M	T34	22	23	45	5	24	23	47	12	92	12
 Ethan Gooding	V	M	T65	24	23	47	14	23	19	42	0	89	0
 Luke Hallberg	N	M	T35	18	11	29	0	18	0	18	2	47	2
 Blake Howard	V	M	T152	21	18	39	5	23	22	45	10	84	10
 Tanner Johnson	V	M	T58	25	20	45	10	21	24	45	21	90	21
 Tyler Johnson	V	M	T242	19	20	39	6	19	19	38	2	77	2
 Kaleb Kliever	JV	M	T71	17	23	40	10	20	22	42	8	82	8
 Nick Kliever	V	M	T65	21	21	42	5	23	24	47	10	89	10
 Dallas Loneman	V	M	T261	16	19	35	1	18	22	40	1	75	1
 Matthew Luke	V	M	T65	21	24	45	4	23	21	44	1	89	1
 Amanda Mager	JV	F	T53	11	16	27	1	12	16	28	2	55	2



 Gerald Mager	N	M	T16	19	17	36	5	18	0	18	1	54	1
 Tyler Michalski	V	M	T174	21	19	40	4	22	21	43	3	83	3
 Jacob Murphy	V	M	T268	18	18	36	0	19	18	37	9	73	9
 Colton Olson	JV	M	T145	19	20	39	2	19	17	36	0	75	0
 Noah Olson	N	M	T54	11	15	26	0	16	0	16	0	42	0
 Jacob Pulkrabek	V	M	T122	22	23	45	16	23	18	41	6	86	6
 Brian Rajchel	V	M	T91	21	20	41	1	23	24	47	21	88	21
 Kevin Rajchel	V	M	T136	22	22	44	8	17	24	41	8	85	8
 Mason Riddell	V	M	T65	23	21	44	7	24	21	45	3	89	3
 Alex Riley	V	M	T103	21	21	42	8	25	20	45	0	87	0
 Nathan Ruel	N	M	T29	14	18	32	1	17	0	17	4	49	4
 Clay Sandy	V	M	T58	23	23	46	0	22	22	44	9	90	9
 Nate Thompson	V	M	T47	21	24	45	0	23	23	46	3	91	3
 Calvin Waterhouse	V	M	T23	25	24	49	0	25	19	44	4	93	4
 Hannah Wudtke	JV	F	14	20	19	39	3	20	20	40	1	79	1
 Damon Ziebarth	V	M	T212	20	19	39	0	22	19	41	1	80	1
<b>Target Count</b>				39	39	78		39	34	73		151	

## Team Totals

	Team Total	Team Rank	Team High Gun Male	Team High Gun Female
<b>Novice</b>	234	10	Gerald Mager (54)	N/A
<b>Jr. Varsity</b>	405	17	Dylan Carlson (85)	Hannah Wudtke (79)
<b>Varsity</b>	456	6	Calvin Waterhouse (93)	N/A
<b>Team Qualification</b>	456	9		

\* Indicates athlete's ranking among his/her Classification and Gender

\*\* Indicates longest run of hits in reverse order. Used as a tie-breaker if necessary. Not all reverse runs are recorded.

DNQ indicates that the team did not qualify for the specified classification. A minimum of 5 athletes is required to compete in team competitions.

Thank You to our Sponsors



**MARK  
ZAUHAR**

Minnesota Youth  
Shooting Foundation

Copyright © 2016 USA High School Clay Target League. All Rights Reserved.