



Search for team:

Search athlete last name:

OR

Tournament Date: Report:

June 26, 2016

Leaderboard - Overall

FINAL RESULTS

LEADERBOARD - OVERALL

Standings below indicate current ranking until "FINAL RESULTS" are posted.

High Gun - Novice - Male

Athlete Last Name	Athlete First Name	Team Name	Total Score	Rank	Reverse Run*
Duggan	Zachary	Robbinsdale Armstrong High School	78	1	
Lewis	Joshua	Robbinsdale Armstrong High School	69	2	
Rother	Garrett	Hastings High School	63	3	6

High Gun - Novice - Female

Athlete Last Name	Athlete First Name	Team Name	Total Score	Rank	Reverse Run*
Benson	Katie	Staples Motley High School	64	1	
Daniels	Emilee	Blaine High School	60	2	
Libbesmeier	Abigail	St. Thomas Academy	58	3	

High Gun - Jr. Varsity - Male

Athlete Last Name	Athlete First Name	Team Name	Total Score	Rank	Reverse Run*
Clarey	Collin	Lakeville South High School	90	1	
Kosek	Dalton	Glencoe-Silver Lake High School	84	2	
Doll	Riley	Perham High School	83	3	

High Gun - Jr. Varsity - Female

Athlete Last Name	Athlete First Name	Team Name	Total Score	Rank	Reverse Run*
Wohlberg	Kate	St. Thomas Academy	78	1	8
Hughes	Margaret	St. Thomas Academy	78	2	0
Baker	Shelby	Hastings High School	74	3	

High Gun - Varsity - Male

Athlete Last Name	Athlete First Name	Team Name	Total Score	Rank	Reverse Run*
Bunning	Max	Wayzata High School	96	1	
Conrad	Blake	Prior Lake High School	95	2	
Floria	Dominic	Grand Rapids High School	94	3	7

High Gun - Varsity - Female

Athlete Last Name	Athlete First Name	Team Name	Total Score	Rank	Reverse Run*
Mueller	Kerri	Wayzata High School	93	1	
Petsilis	Stephanie	Wayzata High School	87	2	
Anderson	Jordan	Centennial High School of Circle Pines	86	3	

High Gun - OVERALL

Athlete Last Name	Athlete First Name	Team Name	Total Score	Rank	Reverse Run*
Bunning	Max	Wayzata High School	96	1	
Conrad	Blake	Prior Lake High School	95	2	
Floria	Dominic	Grand Rapids High School	94	3	7

TEAM TOTAL WINNERS

Team Totals - Overall

Team Name	Team Total	Rank	High Gun
Wayzata High School	455	1	
Hastings High School	448	2	
Lakeville South High School	428	3	

Thank You to our Sponsors



Copyright © 2016 USA High School Clay Target League. All Rights Reserved.



Search for team:

Search athlete last name:

OR

Tournament Date: Report:







June 26, 2016

Tournament Scoring Summary

FINAL RESULTS

Tournament Scoring Summary

Team: **Andover High School**

Athlete	Class	Gender	Rank*	Session 1 Score				Session 2 Score				Total	
				Rnd 1	Rnd 2	Sub-Total	Rev Run	Rnd 1	Rnd 2	Sub-Total	Rev Run	Total Score	Rev Run**
 Nathan Haspel	V	M	T18	23	22	45	2	21	21	42	0	87	0
 Rachel Jenson	V	F	4	17	23	40	12	21	21	42	6	82	6
 Devin Larsen	V	M	17	22	24	46	8	19	23	42	4	88	4
 Josh Majors	V	M	T20	23	22	45	13	19	22	41	11	86	11
 Jacob Stangret	JV	M	T24	17	18	35	10	16	21	37	5	72	5
 Sean Wallace	V	M	T57	18	17	35	8	20	20	40	8	75	8
Target Count				6	6	12		6	6	12		24	

Team Totals




	Team Total	Team Rank	Team High Gun Male	Team High Gun Female
Novice	N/A	N/A	N/A	N/A
Jr. Varsity	N/A	N/A	Jacob Stangret (72)	N/A
Varsity	N/A	N/A	Devin Larsen (88)	Rachel Jenson (82)
Team Qualification	418	7		

* Indicates athlete's ranking among his/her Classification and Gender

** Indicates longest run of hits in reverse order. Used as a tie-breaker if necessary. Not all reverse runs are recorded.

DNQ indicates that the team did not qualify for the specified classification. A minimum of 5 athletes is required to compete in team competitions.

Team: Anoka High School

Athlete	Class	Gender	Rank*	Session 1 Score				Session 2 Score				Total	
				Rnd 1	Rnd 2	Sub-Total	Rev Run	Rnd 1	Rnd 2	Sub-Total	Rev Run	Total Score	Rev Run**
 Jacob Ballensky	V	M	T24	19	23	42	1	21	22	43	8	85	8
 Brandon Orr	JV	M	T44	12	19	31	8	18	16	34	0	65	0
 Tim Ross	N	M	T5	18	14	32	0	15	15	30	0	62	0
Target Count				3	3	6		3	3	6		12	

Team Totals

	Team Total	Team Rank	Team High Gun Male	Team High Gun Female
Novice	N/A	N/A	Tim Ross (62)	N/A
Jr. Varsity	N/A	N/A	Brandon Orr (65)	N/A
Varsity	N/A	N/A	Jacob Ballensky (85)	N/A
Team Qualification	DNQ	DNQ		

* Indicates athlete's ranking among his/her Classification and Gender

** Indicates longest run of hits in reverse order. Used as a tie-breaker if necessary. Not all reverse runs are recorded.

DNQ indicates that the team did not qualify for the specified classification. A minimum of 5 athletes is required to compete in team competitions.

Team: Austin High School

Athlete	Class	Gender	Rank*	Session 1 Score				Session 2 Score				Total	
				Rnd 1	Rnd 2	Sub-Total	Rev Run	Rnd 1	Rnd 2	Sub-Total	Rev Run	Total Score	Rev Run**
Samuel Borgerson	V	M	T42	20	21	41	6	19	21	40	2	81	2
Alex Fiebelkorn	V	M	T24	22	23	45	7	19	21	40	0	85	0
Seth Gerber	V	M	T57	20	19	39	6	20	16	36	1	75	1
Logan Kittridge	V	M	T32	23	20	43	10	20	20	40	7	83	7

Kaylee Maxfield	JV	F	T7	14	18	32	1	19	13	32	0	64	0
Morgan Schubert	JV	F	6	17	19	36	0	16	13	29	3	65	3
Jake Vandezande	V	M	68	18	16	34	0	19	15	34	4	68	4
Target Count				7	7	14		7	7	14		28	

Team Totals

	Team Total	Team Rank	Team High Gun Male	Team High Gun Female
Novice	N/A	N/A	N/A	N/A
Jr. Varsity	N/A	N/A	N/A	Morgan Schubert (65)
Varsity	N/A	N/A	Alex Fiebelkorn (85)	N/A
Team Qualification	392	9		

* Indicates athlete's ranking among his/her Classification and Gender

** Indicates longest run of hits in reverse order. Used as a tie-breaker if necessary. Not all reverse runs are recorded.

DNQ indicates that the team did not qualify for the specified classification. A minimum of 5 athletes is required to compete in team competitions.

Team: Blaine High School

Athlete	Class	Gender	Rank*	Session 1 Score				Session 2 Score				Total	
				Rnd 1	Rnd 2	Sub-Total	Rev Run	Rnd 1	Rnd 2	Sub-Total	Rev Run	Total Score	Rev Run**
Emilee Daniels	N	F	2	13	13	26	1	16	18	34	2	60	2
Jesse Groen	V	M	T5	21	25	46	25	23	24	47	16	93	16
Andrew Heaton	N	M	T8	16	13	29	2	16	14	30	8	59	8
Thomas Schowalter	V	M	T28	20	20	40	2	21	23	44	9	84	9
Target Count				4	4	8		4	4	8		16	

Team Totals

	Team Total	Team Rank	Team High Gun Male	Team High Gun Female
Novice	N/A	N/A	Andrew Heaton (59)	Emilee Daniels (60)
Jr. Varsity	N/A	N/A	N/A	N/A
Varsity	N/A	N/A	Jesse Groen (93)	N/A






Team Qualification	DNQ	DNQ		
---------------------------	-----	-----	--	--

* Indicates athlete's ranking among his/her Classification and Gender

** Indicates longest run of hits in reverse order. Used as a tie-breaker if necessary. Not all reverse runs are recorded.

DNQ indicates that the team did not qualify for the specified classification. A minimum of 5 athletes is required to compete in team competitions.

Team: Bloomington Jefferson High School

Athlete	Class	Gender	Rank*	Session 1 Score				Session 2 Score				Total	
				Rnd 1	Rnd 2	Sub-Total	Rev Run	Rnd 1	Rnd 2	Sub-Total	Rev Run	Total Score	Rev Run**
 Dylan Burns	V	M	4	22	24	46	8	24	24	48	6	94	6
 Andrew Mackinnon	JV	M	T14	16	20	36	2	19	22	41	2	77	2
 Doug McClain	JV	M	T55	16	14	30	2	13	17	30	2	60	2
 Connor Mortinson	N	M	17	16	7	23	0	11	11	22	0	45	0
 Hayden Wege	V	M	T28	21	23	44	7	17	23	40	1	84	1
Target Count				5	5	10		5	5	10		20	

Team Totals

	Team Total	Team Rank	Team High Gun Male	Team High Gun Female
Novice	N/A	N/A	Connor Mortinson (45)	N/A
Jr. Varsity	N/A	N/A	Andrew Mackinnon (77)	N/A
Varsity	N/A	N/A	Dylan Burns (94)	N/A
Team Qualification	360	15		

* Indicates athlete's ranking among his/her Classification and Gender

** Indicates longest run of hits in reverse order. Used as a tie-breaker if necessary. Not all reverse runs are recorded.

DNQ indicates that the team did not qualify for the specified classification. A minimum of 5 athletes is required to compete in team competitions.

Team: BOLD High School

Athlete	Class	Gender	Rank*	Session 1 Score				Session 2 Score				Total	
				Rnd 1	Rnd 2	Sub-Total	Rev Run	Rnd 1	Rnd 2	Sub-Total	Rev Run	Total Score	Rev Run**
Conner Riley	V	M	T57	18	16	34	0	20	21	41	6	75	6

Target Count				1	1	2		1	1	2		4	

Team Totals









	Team Total	Team Rank	Team High Gun Male	Team High Gun Female
Novice	N/A	N/A	N/A	N/A
Jr. Varsity	N/A	N/A	N/A	N/A
Varsity	N/A	N/A	Conner Riley (75)	N/A
Team Qualification	DNQ	DNQ		

* Indicates athlete's ranking among his/her Classification and Gender

** Indicates longest run of hits in reverse order. Used as a tie-breaker if necessary. Not all reverse runs are recorded.

DNQ indicates that the team did not qualify for the specified classification. A minimum of 5 athletes is required to compete in team competitions.

Team: Brainerd High School

Athlete	Class	Gender	Rank*	Session 1 Score				Session 2 Score				Total	
				Rnd 1	Rnd 2	Sub-Total	Rev Run	Rnd 1	Rnd 2	Sub-Total	Rev Run	Total Score	Rev Run**
 Nickolas Blair	JV	M	61	12	10	22	1	12	16	28	0	50	0
 Brett Hague	JV	M	T14	17	21	38	8	18	21	39	0	77	0
 Treshon Johnson	JV	M	T4	23	22	45	0	18	18	36	0	81	0
 Garrett Lee	JV	M	T41	20	17	37	0	13	17	30	0	67	0
 Austin Niemeyer	JV	M	T38	15	18	33	2	18	17	35	1	68	1
 Zachary Strong	N	M	T8	11	20	31	2	16	12	28	1	59	1
 Jacob Vanrisseghem	N	M	4	17	17	34	1	11	18	29	1	63	1
 Jordan Vanrisseghem	JV	M	T7	23	17	40	1	20	20	40	1	80	1
Target Count				8	8	16		8	8	16		32	

Team Totals

	Team Total	Team Rank	Team High Gun Male	Team High Gun Female
Novice	N/A	N/A	Jacob Vanrisseghem (63)	N/A








Jr. Varsity	N/A	N/A	Treshon Johnson (81)	N/A
Varsity	N/A	N/A	N/A	N/A
Team Qualification	373	11		

* Indicates athlete's ranking among his/her Classification and Gender

** Indicates longest run of hits in reverse order. Used as a tie-breaker if necessary. Not all reverse runs are recorded.

DNQ indicates that the team did not qualify for the specified classification. A minimum of 5 athletes is required to compete in team competitions.

Team: Centennial High School of Circle Pines

Athlete	Class	Gender	Rank*	Session 1 Score				Session 2 Score				Total	
				Rnd 1	Rnd 2	Sub-Total	Rev Run	Rnd 1	Rnd 2	Sub-Total	Rev Run	Total Score	Rev Run**
 Jordan Anderson	V	F	3	22	23	45	11	19	22	41	0	86	0
 Brian Conroy	V	M	T42	21	21	42	0	18	21	39	4	81	4
 Dominic Guzzo	V	M	T24	20	22	42	6	24	19	43	7	85	7
 Max Piotrowski	JV	M	49	15	17	32	10	15	16	31	0	63	0
 Zach Stibbe	V	M	T8	23	24	47	12	21	23	44	14	91	14
 Carson Tembrock	JV	M	T27	13	18	31	0	21	19	40	0	71	0
 Ryan Trettel	JV	M	10	20	18	38	6	20	21	41	8	79	8
Target Count				7	7	14		7	7	14		28	

Team Totals

	Team Total	Team Rank	Team High Gun Male	Team High Gun Female
Novice	N/A	N/A	N/A	N/A
Jr. Varsity	N/A	N/A	Ryan Trettel (79)	N/A
Varsity	N/A	N/A	Zach Stibbe (91)	Jordan Anderson (86)
Team Qualification	422	5		

* Indicates athlete's ranking among his/her Classification and Gender

** Indicates longest run of hits in reverse order. Used as a tie-breaker if necessary. Not all reverse runs are recorded.

DNQ indicates that the team did not qualify for the specified classification. A minimum of 5 athletes is required to compete in team competitions.

Team: Champlin Park High School

Athlete	Class	Gender	Rank*	Session 1 Score				Session 2 Score				Total	
				Rnd 1	Rnd 2	Sub-Total	Rev Run	Rnd 1	Rnd 2	Sub-Total	Rev Run	Total Score	Rev Run**
Riley Maahs	N	M	20	9	7	16	0	8	13	21	1	37	1
Jake Moe	V	M	T57	17	19	36	0	20	19	39	2	75	2
Kiana Packer	V	F	5	20	19	39	1	20	16	36	2	75	2
Joshua Reynolds	N	M	18	10	8	18	0	11	13	24	0	42	0
Ryan Wood	V	M	T71	14	12	26	0	15	18	33	1	59	1
Target Count				5	5	10		5	5	10		20	

Team Totals





	Team Total	Team Rank	Team High Gun Male	Team High Gun Female
Novice	N/A	N/A	Joshua Reynolds (42)	N/A
Jr. Varsity	N/A	N/A	N/A	N/A
Varsity	N/A	N/A	Jake Moe (75)	Kiana Packer (75)
Team Qualification	288	17		

* Indicates athlete's ranking among his/her Classification and Gender

** Indicates longest run of hits in reverse order. Used as a tie-breaker if necessary. Not all reverse runs are recorded.

DNQ indicates that the team did not qualify for the specified classification. A minimum of 5 athletes is required to compete in team competitions.

Team: Coon Rapids High School

Athlete	Class	Gender	Rank*	Session 1 Score				Session 2 Score				Total	
				Rnd 1	Rnd 2	Sub-Total	Rev Run	Rnd 1	Rnd 2	Sub-Total	Rev Run	Total Score	Rev Run**
 Blake Ackerman	V	M	T20	23	21	44	12	20	22	42	0	86	0
 Madison Kohrt	N	F	5	9	11	20	0	11	10	21	2	41	2
 Jarrod Macklin	V	M	T66	17	21	38	11	18	17	35	8	73	8
 Logan Procai	V	M	70	16	19	35	1	16	14	30	1	65	1
Target Count				4	4	8		4	4	8		16	

Team Totals






	Team Total	Team Rank	Team High Gun Male	Team High Gun Female
Novice	N/A	N/A	N/A	Madison Kohrt (41)
Jr. Varsity	N/A	N/A	N/A	N/A
Varsity	N/A	N/A	Blake Ackerman (86)	N/A
Team Qualification	DNQ	DNQ		

* Indicates athlete's ranking among his/her Classification and Gender

** Indicates longest run of hits in reverse order. Used as a tie-breaker if necessary. Not all reverse runs are recorded.

DNQ indicates that the team did not qualify for the specified classification. A minimum of 5 athletes is required to compete in team competitions.

Team: Forest Lake High School

Athlete	Class	Gender	Rank*	Session 1 Score				Session 2 Score				Total	
				Rnd 1	Rnd 2	Sub-Total	Rev Run	Rnd 1	Rnd 2	Sub-Total	Rev Run	Total Score	Rev Run**
 Doug Gross	V	M	T32	20	20	40	12	21	22	43	2	83	2
 Samuel Hursh	JV	M	48	15	18	33	2	16	15	31	2	64	2
 Nathan Sloneker	JV	M	59	16	18	34	0	7	13	20	0	54	0
 Jake Thompson	V	M	T46	18	21	39	7	20	20	40	4	79	4
 Alexis Welch	JV	F	T10	10	13	23	7	16	13	29	1	52	1
Target Count				5	5	10		5	5	10		20	

Team Totals

	Team Total	Team Rank	Team High Gun Male	Team High Gun Female
Novice	N/A	N/A	N/A	N/A
Jr. Varsity	N/A	N/A	Samuel Hursh (64)	Alexis Welch (52)
Varsity	N/A	N/A	Doug Gross (83)	N/A
Team Qualification	332	16		

* Indicates athlete's ranking among his/her Classification and Gender

** Indicates longest run of hits in reverse order. Used as a tie-breaker if necessary. Not all reverse runs are recorded.

DNQ indicates that the team did not qualify for the specified classification. A minimum of 5 athletes is required to compete in team competitions.

Team: Glencoe-Silver Lake High School

Athlete	Class	Gender	Rank*	Session 1 Score				Session 2 Score				Total	
				Rnd 1	Rnd 2	Sub-Total	Rev Run	Rnd 1	Rnd 2	Sub-Total	Rev Run	Total Score	Rev Run**
Jessica Alsleben	JV	F	T10	10	16	26	0	11	15	26	2	52	2
Blake Dahlke	JV	M	T29	17	15	32	1	19	19	38	9	70	9
Dalton Kosek	JV	M	2	22	25	47	26	19	18	37	2	84	2
Mason Trippel	JV	M	T55	17	14	31	1	15	14	29	1	60	1
Target Count				4	4	8		4	4	8		16	

Team Totals

	Team Total	Team Rank	Team High Gun Male	Team High Gun Female
Novice	N/A	N/A	N/A	N/A
Jr. Varsity	N/A	N/A	Dalton Kosek (84)	Jessica Alsleben (52)
Varsity	N/A	N/A	N/A	N/A
Team Qualification	DNQ	DNQ		

* Indicates athlete's ranking among his/her Classification and Gender

** Indicates longest run of hits in reverse order. Used as a tie-breaker if necessary. Not all reverse runs are recorded.

DNQ indicates that the team did not qualify for the specified classification. A minimum of 5 athletes is required to compete in team competitions.

Team: Grand Rapids High School

Athlete	Class	Gender	Rank*	Session 1 Score				Session 2 Score				Total	
				Rnd 1	Rnd 2	Sub-Total	Rev Run	Rnd 1	Rnd 2	Sub-Total	Rev Run	Total Score	Rev Run**
Chase Blaine	JV	M	T27	19	16	35	5	17	19	36	4	71	4
Cole Bunes	V	M	T20	19	22	41	11	25	20	45	0	86	0
Dylan Curtiss	V	M	T40	19	21	40	11	21	21	42	6	82	6
Dominic Floria	V	M	3	24	23	47	10	23	24	47	7	94	7
Brendan Huntley	JV	M	60	11	11	22	0	12	18	30	0	52	0

Cody Schlader	V	M	T32	19	22	41	9	20	22	42	1	83	1
Peter Wick	V	M	T46	19	20	39	7	19	21	40	1	79	1
Target Count				7	7	14		7	7	14		28	

Team Totals

	Team Total	Team Rank	Team High Gun Male	Team High Gun Female
Novice	N/A	N/A	N/A	N/A
Jr. Varsity	N/A	N/A	Chase Blaine (71)	N/A
Varsity	N/A	N/A	Dominic Floria (94)	N/A
Team Qualification	424	4		

* Indicates athlete's ranking among his/her Classification and Gender

** Indicates longest run of hits in reverse order. Used as a tie-breaker if necessary. Not all reverse runs are recorded.

DNQ indicates that the team did not qualify for the specified classification. A minimum of 5 athletes is required to compete in team competitions.

Team: Hastings High School

Athlete	Class	Gender	Rank*	Session 1 Score				Session 2 Score				Total	
				Rnd 1	Rnd 2	Sub-Total	Rev Run	Rnd 1	Rnd 2	Sub-Total	Rev Run	Total Score	Rev Run**
Shelby Baker	JV	F	3	18	13	31	0	24	19	43	0	74	0
Max Baldwin	V	M	T13	23	21	44	0	21	24	45	11	89	11
Dylan Bresina	V	M	T13	25	23	48	20	20	21	41	11	89	11
Sam Carlson	V	M	T63	16	17	33	0	21	20	41	13	74	13
Colton Cassidy	V	M	T46	21	21	42	2	14	23	37	15	79	15
Jack Caturia	V	M	T53	22	19	41	1	16	20	36	0	77	0
Dylan Chamberlain	V	M	T46	18	20	38	0	20	21	41	12	79	12
Alex Franzen	JV	M	T4	17	22	39	10	21	21	42	2	81	2
Corey Franzen	V	M	T57	20	17	37	0	18	20	38	2	75	2
Dawson Hobbs	V	M	T20	22	18	40	8	22	24	46	22	86	22

Mitchell Johnson	V	M	T10	21	22	43	16	24	23	47	10	90	10
Kyle Kieffer	V	M	T57	19	19	38	0	18	19	37	1	75	1
Dylan Litschke	V	M	T13	22	21	43	7	24	22	46	12	89	12
Logan Litschke	V	M	69	16	19	35	8	17	15	32	0	67	0
William McBeath	V	M	T8	25	23	48	9	20	23	43	15	91	15
Miranda McClaine	JV	F	4	19	19	38	1	16	19	35	1	73	1
Garrett Rother	N	M	3	16	13	29	0	18	16	34	6	63	6
Ben Route	V	M	T24	23	20	43	0	19	23	42	13	85	13
Matthew Schmitz	JV	M	T14	17	20	37	2	21	19	40	9	77	9
Alex Schneider	JV	M	T44	14	18	32	0	18	15	33	0	65	0
Jake Slattum	JV	M	T44	12	17	29	6	16	20	36	0	65	0
Cody Wagner	V	M	T32	21	20	41	0	21	21	42	2	83	2
Michael Woodward	V	M	T51	18	19	37	0	21	20	41	0	78	0
Target Count				23	23	46		23	23	46		92	

Team Totals

	Team Total	Team Rank	Team High Gun Male	Team High Gun Female
Novice	N/A	N/A	Garrett Rother (63)	N/A
Jr. Varsity	N/A	N/A	Alex Franzen (81)	Shelby Baker (74)
Varsity	N/A	N/A	William McBeath (91)	N/A
Team Qualification	448	2		

* Indicates athlete's ranking among his/her Classification and Gender

** Indicates longest run of hits in reverse order. Used as a tie-breaker if necessary. Not all reverse runs are recorded.

DNQ indicates that the team did not qualify for the specified classification. A minimum of 5 athletes is required to compete in team competitions.

Team: Henry Sibley High School

				Session 1 Score				Session 2 Score				Total

Athlete	Class	Gender	Rank*	Rnd 1	Rnd 2	Sub-Total	Rev Run	Rnd 1	Rnd 2	Sub-Total	Rev Run	Total Score	Rev Run**
Justin Ciletti	N	M	11	13	11	24	0	13	19	32	0	56	0
Luca Ciletti	N	M	19	9	12	21	0	13	7	20	0	41	0
Tucker Kaup	N	M	14	14	11	25	0	11	12	23	0	48	0
Target Count				3	3	6		3	3	6		12	

Team Totals









	Team Total	Team Rank	Team High Gun Male	Team High Gun Female
Novice	N/A	N/A	Justin Ciletti (56)	N/A
Jr. Varsity	N/A	N/A	N/A	N/A
Varsity	N/A	N/A	N/A	N/A
Team Qualification	DNQ	DNQ		




* Indicates athlete's ranking among his/her Classification and Gender

** Indicates longest run of hits in reverse order. Used as a tie-breaker if necessary. Not all reverse runs are recorded.

DNQ indicates that the team did not qualify for the specified classification. A minimum of 5 athletes is required to compete in team competitions.

Team: Lakeville South High School

Athlete	Class	Gender	Rank*	Session 1 Score				Session 2 Score				Total	
				Rnd 1	Rnd 2	Sub-Total	Rev Run	Rnd 1	Rnd 2	Sub-Total	Rev Run	Total Score	Rev Run**
 Grant Benson	V	M	T55	20	20	40	0	16	20	36	1	76	1
 Robbie Bohr	V	M	T63	16	18	34	5	19	21	40	7	74	7
 Collin Clarey	JV	M	1	24	22	46	10	21	23	44	14	90	14
 Jack Gray	JV	M	T11	20	18	38	0	17	23	40	20	78	20
 Nick Gray	V	M	T53	19	20	39	11	20	18	38	2	77	2
 Jarret Hayes	V	M	T5	22	25	47	25	21	25	46	26	93	26
 Kyla Kitzman	JV	F	T7	16	15	31	7	16	17	33	8	64	8
 Brody Knips	JV	M	T19	19	18	37	1	21	17	38	1	75	1

 Carsen Otremba	JV	M	T38	18	19	37	0	17	14	31	1	68	1
 Cortland Polfliet	V	M	T63	18	14	32	0	21	21	42	10	74	10
 Brock Schueck	V	M	T66	15	18	33	1	19	21	40	7	73	7
 Jack Smith	V	M	T10	23	23	46	0	21	23	44	12	90	12
Target Count				12	12	24		12	12	24		48	

Team Totals

	Team Total	Team Rank	Team High Gun Male	Team High Gun Female
Novice	N/A	N/A	N/A	N/A
Jr. Varsity	N/A	N/A	Collin Clarey (90)	Kyla Kitzman (64)
Varsity	N/A	N/A	Jarret Hayes (93)	N/A
Team Qualification	428	3		

* Indicates athlete's ranking among his/her Classification and Gender

** Indicates longest run of hits in reverse order. Used as a tie-breaker if necessary. Not all reverse runs are recorded.

DNQ indicates that the team did not qualify for the specified classification. A minimum of 5 athletes is required to compete in team competitions.

Team: Mahtomedi High School

Athlete	Class	Gender	Rank*	Session 1 Score				Session 2 Score				Total	
				Rnd 1	Rnd 2	Sub-Total	Rev Run	Rnd 1	Rnd 2	Sub-Total	Rev Run	Total Score	Rev Run**
William Goebel	JV	M	T7	18	19	37	1	21	22	43	17	80	17
Wyatt Hanson	JV	M	T53	16	16	32	6	14	15	29	0	61	0
Mitch Munion	JV	M	T22	17	21	38	6	16	19	35	7	73	7
Drake Ouimet	V	M	T42	22	18	40	0	20	21	41	1	81	1
William Wasieleski	JV	M	T11	20	19	39	2	18	21	39	8	78	8
Thomas Zellmer	JV	M	T50	16	19	35	1	8	19	27	10	62	10
Target Count				6	6	12		6	6	12		24	

Team Totals

Team Total	Team Rank	Team High Gun Male	Team High Gun Female
------------	-----------	--------------------	----------------------

Novice	N/A	N/A	N/A	N/A
Jr. Varsity	N/A	N/A	William Goebel (80)	N/A
Varsity	N/A	N/A	Drake Ouimet (81)	N/A
Team Qualification	374	10		

* Indicates athlete's ranking among his/her Classification and Gender

** Indicates longest run of hits in reverse order. Used as a tie-breaker if necessary. Not all reverse runs are recorded.

DNQ indicates that the team did not qualify for the specified classification. A minimum of 5 athletes is required to compete in team competitions.

Team: Perham High School

Athlete	Class	Gender	Rank*	Session 1 Score				Session 2 Score				Total	
				Rnd 1	Rnd 2	Sub-Total	Rev Run	Rnd 1	Rnd 2	Sub-Total	Rev Run	Total Score	Rev Run**
Nicholas Baker	N	M	T15	8	13	21	0	12	14	26	0	47	0
Tony Deuchar	N	M	T5	14	16	30	1	16	16	32	0	62	0
Riley Doll	JV	M	3	21	22	43	1	21	19	40	2	83	2
Austin Jacobson	N	M	T5	13	15	28	2	21	13	34	1	62	1
Lane Masteller	JV	M	43	16	16	32	0	14	20	34	0	66	0
William Minten	JV	M	T22	20	15	35	1	19	19	38	2	73	2
Wesley Vroman	V	M	T40	24	19	43	0	20	19	39	1	82	1
Target Count				7	7	14		7	7	14		28	

Team Totals





	Team Total	Team Rank	Team High Gun Male	Team High Gun Female
Novice	N/A	N/A	Austin Jacobson (62)	N/A
Jr. Varsity	N/A	N/A	Riley Doll (83)	N/A
Varsity	N/A	N/A	Wesley Vroman (82)	N/A
Team Qualification	366	12		

* Indicates athlete's ranking among his/her Classification and Gender

** Indicates longest run of hits in reverse order. Used as a tie-breaker if necessary. Not all reverse runs are recorded.

DNQ indicates that the team did not qualify for the specified classification. A minimum of 5 athletes is required to compete in team competitions.

Team: Princeton High School

Athlete	Class	Gender	Rank*	Session 1 Score				Session 2 Score				Total	
				Rnd 1	Rnd 2	Sub-Total	Rev Run	Rnd 1	Rnd 2	Sub-Total	Rev Run	Total Score	Rev Run**
 Reed Hamers	JV	M	T19	20	19	39	4	17	19	36	8	75	8
 Reyden Hamers	JV	M	58	15	12	27	1	14	15	29	0	56	0
 Matt Hofstad	V	M	T32	24	20	44	5	18	21	39	8	83	8
 Blake Struthers	V	M	T28	24	18	42	2	21	21	42	0	84	0
Target Count				4	4	8		4	4	8		16	

Team Totals






	Team Total	Team Rank	Team High Gun Male	Team High Gun Female
Novice	N/A	N/A	N/A	N/A
Jr. Varsity	N/A	N/A	Reed Hamers (75)	N/A
Varsity	N/A	N/A	Blake Struthers (84)	N/A
Team Qualification	DNQ	DNQ		

* Indicates athlete's ranking among his/her Classification and Gender

** Indicates longest run of hits in reverse order. Used as a tie-breaker if necessary. Not all reverse runs are recorded.

DNQ indicates that the team did not qualify for the specified classification. A minimum of 5 athletes is required to compete in team competitions.

Team: Prior Lake High School

Athlete	Class	Gender	Rank*	Session 1 Score				Session 2 Score				Total	
				Rnd 1	Rnd 2	Sub-Total	Rev Run	Rnd 1	Rnd 2	Sub-Total	Rev Run	Total Score	Rev Run**
 John Borchardt	JV	M	T55	15	15	30	0	14	16	30	9	60	9
 Blake Conrad	V	M	2	24	24	48	9	24	23	47	18	95	18
 Chris Curry	JV	M	T29	22	17	39	8	18	13	31	7	70	7
 Hunter Eschenbach	JV	M	T24	21	18	39	8	20	13	33	2	72	2
 Justin Hunt	JV	M	T50	17	14	31	1	13	18	31	2	62	2

 Tyler Kingery	JV	M	T29	15	19	34	4	16	20	36	0	70	0
 Brandon Krivitz	JV	M	T7	24	20	44	1	18	18	36	7	80	7
 Walter Mirsch	JV	M	T41	18	19	37	8	11	19	30	8	67	8
 Sam Schafer	JV	M	T35	20	18	38	0	17	14	31	1	69	1
 Brennen Stier	V	M	T55	21	18	39	9	17	20	37	9	76	9
 Austin Swan	V	M	T32	25	22	47	1	17	19	36	9	83	9
Target Count				11	11	22		11	11	22		44	

Team Totals




	Team Total	Team Rank	Team High Gun Male	Team High Gun Female
Novice	N/A	N/A	N/A	N/A
Jr. Varsity	N/A	N/A	Brandon Krivitz (80)	N/A
Varsity	N/A	N/A	Blake Conrad (95)	N/A
Team Qualification	406	8		

* Indicates athlete's ranking among his/her Classification and Gender

** Indicates longest run of hits in reverse order. Used as a tie-breaker if necessary. Not all reverse runs are recorded.

DNQ indicates that the team did not qualify for the specified classification. A minimum of 5 athletes is required to compete in team competitions.

Team: Robbinsdale Armstrong High School

Athlete	Class	Gender	Rank*	Session 1 Score				Session 2 Score				Total	
				Rnd 1	Rnd 2	Sub-Total	Rev Run	Rnd 1	Rnd 2	Sub-Total	Rev Run	Total Score	Rev Run**
 Zachary Duggan	N	M	1	22	16	38	0	18	22	40	11	78	11
 Joshua Lewis	N	M	2	15	17	32	4	17	20	37	8	69	8
 Austin Schoenberg	JV	M	T17	19	19	38	7	19	19	38	0	76	0
Target Count				3	3	6		3	3	6		12	

Team Totals

	Team Total	Team Rank	Team High Gun Male	Team High Gun Female
Novice	N/A	N/A	Zachary Duggan (78)	N/A












Jr. Varsity	N/A	N/A	Austin Schoenberg (76)	N/A
Varsity	N/A	N/A	N/A	N/A
Team Qualification	DNQ	DNQ		

* Indicates athlete's ranking among his/her Classification and Gender

** Indicates longest run of hits in reverse order. Used as a tie-breaker if necessary. Not all reverse runs are recorded.

DNQ indicates that the team did not qualify for the specified classification. A minimum of 5 athletes is required to compete in team competitions.

Team: Roseau High School

Athlete	Class	Gender	Rank*	Session 1 Score				Session 2 Score				Total	
				Rnd 1	Rnd 2	Sub-Total	Rev Run	Rnd 1	Rnd 2	Sub-Total	Rev Run	Total Score	Rev Run**
 Baily Dale	JV	M	T35	17	16	33	2	16	20	36	1	69	1
 Brett Dale	V	M	7	23	23	46	16	24	22	46	4	92	4
 Bailee Ellenson	JV	F	9	19	10	29	2	13	13	26	2	55	2
 Savanna Graser	JV	F	5	15	17	32	7	17	19	36	0	68	0
 Jaden Huerd	V	M	T32	22	20	42	8	21	20	41	6	83	6
 Tony Hugg	V	M	T71	15	16	31	1	15	13	28	0	59	0
 Carlin Johnson	JV	M	T24	18	19	37	7	19	16	35	6	72	6
 Taylor Johnson	V	M	T18	20	22	42	7	23	22	45	5	87	5
 Jacob Kallis	JV	M	21	17	18	35	2	22	17	39	18	74	18
 Pacey Miller	N	M	12	11	13	24	0	14	16	30	1	54	1
 Andrew Weiland	V	M	T28	23	22	45	7	21	18	39	0	84	0
Target Count				11	11	22		11	11	22		44	

Team Totals

	Team Total	Team Rank	Team High Gun Male	Team High Gun Female
Novice	N/A	N/A	Pacey Miller (54)	N/A
Jr. Varsity	N/A	N/A	Jacob Kallis (74)	Savanna Graser (68)
Varsity	N/A	N/A	Brett Dale (92)	N/A







Team Qualification	420	6		
---------------------------	-----	---	--	--

* Indicates athlete's ranking among his/her Classification and Gender

** Indicates longest run of hits in reverse order. Used as a tie-breaker if necessary. Not all reverse runs are recorded.

DNQ indicates that the team did not qualify for the specified classification. A minimum of 5 athletes is required to compete in team competitions.

Team: St. Louis Park High School

Athlete	Class	Gender	Rank*	Session 1 Score				Session 2 Score				Total	
				Rnd 1	Rnd 2	Sub-Total	Rev Run	Rnd 1	Rnd 2	Sub-Total	Rev Run	Total Score	Rev Run**
 Luke Cichoski	V	M	T46	20	21	41	0	18	20	38	7	79	7
 Felix Hengel	JV	M	T44	12	20	32	0	16	17	33	1	65	1
 Anton Kleve	JV	M	T4	23	18	41	11	22	18	40	1	81	1
 Cory Kleve	V	M	45	19	17	36	2	25	19	44	2	80	2
 Vanessa Levitan	N	F	4	11	14	25	3	12	12	24	1	49	1
 Rakesh Plantz	N	M	10	15	16	31	0	14	13	27	0	58	0
Target Count				6	6	12		6	6	12		24	

Team Totals

	Team Total	Team Rank	Team High Gun Male	Team High Gun Female
Novice	N/A	N/A	Rakesh Plantz (58)	Vanessa Levitan (49)
Jr. Varsity	N/A	N/A	Anton Kleve (81)	N/A
Varsity	N/A	N/A	Cory Kleve (80)	N/A
Team Qualification	363	13		










* Indicates athlete's ranking among his/her Classification and Gender

** Indicates longest run of hits in reverse order. Used as a tie-breaker if necessary. Not all reverse runs are recorded.

DNQ indicates that the team did not qualify for the specified classification. A minimum of 5 athletes is required to compete in team competitions.

Team: St. Thomas Academy

Athlete	Class	Gender	Rank*	Session 1 Score				Session 2 Score				Total	
				Rnd 1	Rnd 2	Sub-	Rev	Rnd 1	Rnd 2	Sub-	Rev	Total	Rev

						Total	Run			Total	Run	Score	Run**
 Charles Anderegg	N	M	T15	16	10	26	0	14	7	21	0	47	0
 Sami Burger	JV	M	T17	21	16	37	2	18	21	39	3	76	3
 Austin Grove	JV	M	T53	13	15	28	1	17	16	33	0	61	0
 Margaret Hughes	JV	F	2	20	21	41	10	18	19	37	0	78	0
 William Knopick	JV	M	T35	18	18	36	1	15	18	33	2	69	2
 Abigail Libbesmeier	N	F	3	12	15	27	0	14	17	31	0	58	0
 Bo Marvin	N	M	13	12	15	27	0	14	11	25	0	52	0
 Sean Newsome	N	M	21	8	2	10	0	11	7	18	1	28	1
 Kate Wohlberg	JV	F	1	21	20	41	0	18	19	37	8	78	8
Target Count				9	9	18		9	9	18		36	

Team Totals



	Team Total	Team Rank	Team High Gun Male	Team High Gun Female
Novice	N/A	N/A	Bo Marvin (52)	Abigail Libbesmeier (58)
Jr. Varsity	N/A	N/A	Sami Burger (76)	Kate Wohlberg (78)
Varsity	N/A	N/A	N/A	N/A
Team Qualification	362	14		



* Indicates athlete's ranking among his/her Classification and Gender

** Indicates longest run of hits in reverse order. Used as a tie-breaker if necessary. Not all reverse runs are recorded.

DNQ indicates that the team did not qualify for the specified classification. A minimum of 5 athletes is required to compete in team competitions.

Team: Staples Motley High School

Athlete	Class	Gender	Rank*	Session 1 Score				Session 2 Score				Total	
				Rnd 1	Rnd 2	Sub-Total	Rev Run	Rnd 1	Rnd 2	Sub-Total	Rev Run	Total Score	Rev Run**
 Jack Benson	JV	M	T38	15	21	36	0	12	20	32	1	68	1
 Katie Benson	N	F	1	16	16	32	0	15	17	32	1	64	1
Tristan Rudenick	JV	M	T50	14	17	31	1	17	14	31	0	62	0

														
 Brenden Thompson	JV	M	T29	17	15	32	0	18	20	38	8	70	8	
Target Count				4	4	8		4	4	8		16		

Team Totals











	Team Total	Team Rank	Team High Gun Male	Team High Gun Female
Novice	N/A	N/A	N/A	Katie Benson (64)
Jr. Varsity	N/A	N/A	Brenden Thompson (70)	N/A
Varsity	N/A	N/A	N/A	N/A
Team Qualification	DNQ	DNQ		

* Indicates athlete's ranking among his/her Classification and Gender

** Indicates longest run of hits in reverse order. Used as a tie-breaker if necessary. Not all reverse runs are recorded.

DNQ indicates that the team did not qualify for the specified classification. A minimum of 5 athletes is required to compete in team competitions.

Team: Wayzata High School

Athlete	Class	Gender	Rank*	Session 1 Score				Session 2 Score				Total	
				Rnd 1	Rnd 2	Sub-Total	Rev Run	Rnd 1	Rnd 2	Sub-Total	Rev Run	Total Score	Rev Run**
 Max Bunning	V	M	1	23	24	47	16	24	25	49	26	96	26
 Nikolas Hutchinson	V	M	T51	18	19	37	4	20	21	41	6	78	6
 Kerri Mueller	V	F	1	24	23	47	16	22	24	46	8	93	8
 Connor Naumann	JV	M	T29	15	18	33	10	16	21	37	10	70	10
 Stephanie Petsilis	V	F	2	21	22	43	0	23	21	44	4	87	4
 Andrew Rhodes	V	M	T13	24	21	45	7	21	23	44	10	89	10
 Jack Shoen	JV	M	T29	19	15	34	4	19	17	36	1	70	1
 Michael Stetler	V	M	T10	22	23	45	9	24	21	45	8	90	8
 Barrett Swenson	JV	M	T11	16	21	37	9	20	21	41	0	78	0
 Nathan Ziemer	V	M	T32	21	22	43	7	20	20	40	10	83	10

Target Count				10	10	20		10	10	20		40	
---------------------	--	--	--	----	----	----	--	----	----	----	--	----	--

Team Totals

	Team Total	Team Rank	Team High Gun Male	Team High Gun Female
Novice	N/A	N/A	N/A	N/A
Jr. Varsity	N/A	N/A	Barrett Swenson (78)	N/A
Varsity	N/A	N/A	Max Bunning (96)	Kerri Mueller (93)
Team Qualification	455	1		

* Indicates athlete's ranking among his/her Classification and Gender

** Indicates longest run of hits in reverse order. Used as a tie-breaker if necessary. Not all reverse runs are recorded.

DNQ indicates that the team did not qualify for the specified classification. A minimum of 5 athletes is required to compete in team competitions.

Thank You to our Sponsors

